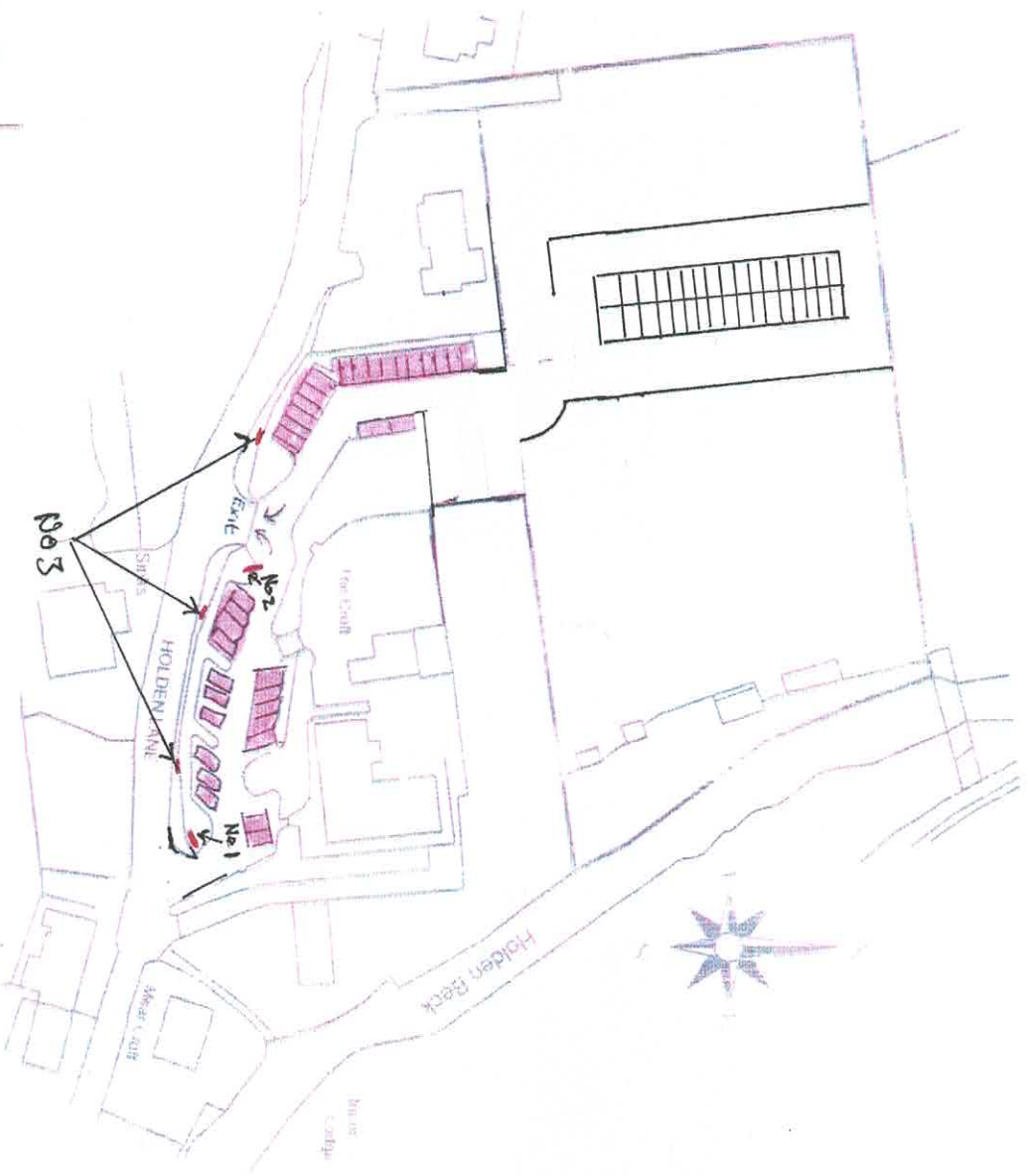


Position of Signs



Holden Clough Nursery
Existing Parking Plan
(Not to scale)

Project Name		Project No.	
Client		Date	
Description		Scale	
Drawn by		Checked by	
Date		Project No.	
11/20/2019		001	
Mr. J. Smith			

Walden Clough Nursery

**VISITORS, STAFF AND ALL DELIVERIES
ARE REQUESTED TO PARK WITHIN DESIGNATED**

PARKING AREAS

OVERFLOW PARKING TO THE REAR (40 spaces)

**In the interest of safety and neighbour amenity
please DO NOT park on the public highway**

(No 1) ADJACENT TO ENTRANCE - ACTUAL SIZE (A3)

Holden Clough Nursery


VISITORS, STAFF AND ALL DELIVERIES

ARE REQUESTED TO PARK WITHIN DESIGNATED

PARKING AREAS

OVERFLOW PARKING TO THE REAR (40 spaces)

**In the interest of safety and neighbour amenity
please DO NOT park on the public highway**



(No 2)

ADJACENT TO EXIT - ACTUAL SIZE @ A3

300 mm

Walden Blough Nursery

VISITORS, STAFF AND ALL DELIVERIES
ARE REQUESTED TO PARK WITHIN DESIGNATED


PARKING AREAS

OVERFLOW PARKING TO THE REAR (40 spaces)

In the interest of safety and neighbour amenity please DO
NOT park on the public highway

210 mm

(No 3) - WALL MOUNTED SIGNS - ACTUAL SIZE ≈ A3



No3

No2

No3

No3

Sign No 1

See plan.