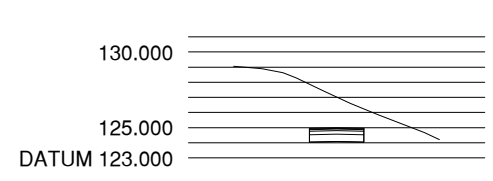


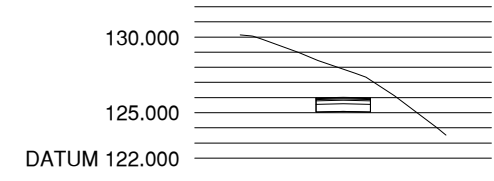
GENERAL NOTES:

- Before construction commences, the setting out Engineer shall ensure that all setting out information is mutually compatible with all the drawings and documents provided by the designers. Where information is apparently contradictory or ambiguous, the design Engineer and/or the Architect is to be informed immediately. Thomas Consulting will accept no liability for setting out errors where work is constructed to incorrect information.
- All drawings and documents are to be read in conjunction with one another, are mutually compatible and shall be read as such. All documents shall be checked to ensure that they are compatible by the contractor before construction commences. In the event of apparent ambiguity or contradiction the engineer and/or architect shall be notified immediately. Thomas Consulting accept no liability in the event of not being so notified and where construction work has commenced.
- In accordance with CDM regulations 2015 this drawing has been prepared with due attention to identifying any unusual design hazards that may exist. Unusual design hazards are hazards that a reasonably competent contractor, experienced in this type of work may not be expected to identify. In dealing with unusual design hazards we have adopted the "ERIC" principle and where possible eliminated (E) the hazard at design stage, if it has not been possible to eliminate the hazard we have endeavoured to reduce (R) it. Where it has not been possible to eliminate these hazards, the hazard is noted on the drawing with appropriate information (I) in order that the hazard can be controlled (C) during construction. It is the contractor's responsibility to fully acquaint themselves with all construction drawings before commencing construction and if in doubt about any matter to ask for clarification from the designer.
- All drawings issued electronically for this scheme are provided for the sole purpose of assisting the design, procurement or construction of the structures for which Thomas Consulting have been appointed as Design Engineers/Consultants. They may not be used for any other purpose, nor may they be amended, copied, redistributed or issued to third parties without the written agreement of Thomas Consulting. All drawings remain under copyright to, and the intellectual property of, Thomas Consulting. Upon completion of the project, all drawings are to be deleted from your computer systems and all other electronic copies destroyed. Where electronic copies of final drawings are to be issued, these will be provided in a digital only format by Thomas Consulting (no other copies may be retained). By opening and using this drawing, it is assumed that you agree to abide by these Terms and Conditions.
- Unless expressly agreed with a director of Thomas Consulting Ltd, for the purposes of the CDM regulations 2015 Thomas Consulting are not the Principal Designer. The client has been advised that they are required to appoint a Principal Designer. For further information see <http://www.hse.gov.uk/>.



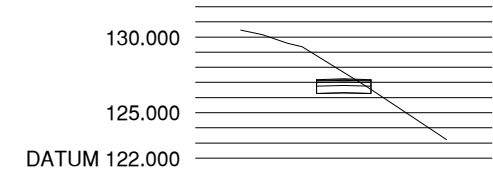
OFFSET		1.800			
GROUND LEVEL	129.046	127.880	127.032	126.247	124.221
FEATURE LEVEL		124.959	125.004	124.959	

ALIGNMENT ACC 03
CHAINAGE 5.000



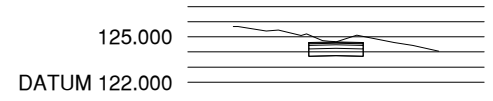
OFFSET		1.800			
GROUND LEVEL	130.143	128.507	127.876	127.155	123.509
FEATURE LEVEL		125.975	126.020	125.975	

ALIGNMENT ACC 03
CHAINAGE 15.000



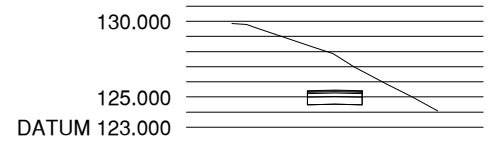
OFFSET		1.800			
GROUND LEVEL	130.468	128.768	127.661	126.540	123.219
FEATURE LEVEL		127.187	127.232	127.187	

ALIGNMENT ACC 03
CHAINAGE 25.000



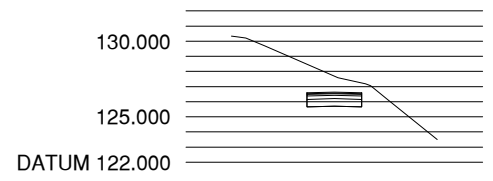
OFFSET		1.800			
GROUND LEVEL	125.670	125.137	124.675	125.032	124.058
FEATURE LEVEL		124.630	124.675	124.630	

ALIGNMENT ACC 03
CHAINAGE 1.049



OFFSET		1.800			
GROUND LEVEL	129.861	128.427	127.789	126.708	124.084
FEATURE LEVEL		125.412	125.457	125.412	

ALIGNMENT ACC 03
CHAINAGE 10.000



OFFSET		1.800			
GROUND LEVEL	130.324	128.473	127.692	127.235	123.505
FEATURE LEVEL		126.581	126.626	126.581	

ALIGNMENT ACC 03
CHAINAGE 20.000

A3	DO NOT SCALE THIS DRAWING					REVISIONS					CLIENT: LIFESPACE CABINS		PROJECT: SEED HILL CHIPPING PRESTON		DRAWING TITLE: SECTIONS	
	NOTES	REV	DATE	DESCRIPTION	DRAWN BY	CHECKED BY						DATE CREATED: 09/11/2020	DRAWING SCALE: 1-500	DRAWN BY: MWJ	CHECKED BY: -	QA CATEGORY: 1
		A	09/11/20	Access road reduced to 25m long.	MWJ	NJ						DRAWING STATUS:	DRAWING REF: TC / T19581 / 20 / 104	REV: A		



THOMAS CONSULTING
STRUCTURAL & CIVIL DESIGN ENGINEERS

Offices in *Chorley, Lancaster & Shrewsbury*
Tel: 01743 237940
e-mail: info@thomasconsulting.co.uk