
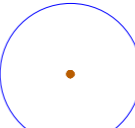
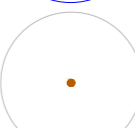



KEY

Tree Categorisations:

Those to be Considered for Retention:

-  Category 'A' Tree/Group/Hedge
Those of a High Quality with an Estimated Remaining Life Expectancy of at Least 40 Years
-  Category 'B' Tree/Group/Hedge
Those of a Moderate Quality with an Estimated Remaining Life Expectancy of at Least 20 Years
-  Category 'C' Tree/Group/Hedge
Those of Low Quality with an Estimated Remaining Life Expectancy of at Least 10 Years, or Young Trees

Those Considered Unsuitable for Retention:

-  Category 'U' Tree/Group/Hedge
Those in Such a Condition that they Cannot Realistically be Retained as Living Trees in the Context of the Current Land Use for Longer Than 10 Years

Client
Mr and Mrs Slater

Job Title
Proposed New Dwelling at
Land Adjacent to 39 Clitheroe Road
Whalley
BB7 9AD

Drawing Title
Root Protection Areas

Scale 1:200 @ A2	Date May 2021	Drawn BWT
---------------------	------------------	--------------

spa
ARCHITECTS
SUNDERLAND PEACOCK & ASSOCIATES LTD.
HAZELIERE, PIMLICO ROAD, CLITHEROE
LANCASHIRE, BB7 2AG
T 01200 423178 F 01200 427328
E info@sunderlandpeacock.com
www.sunderlandpeacock.com



4386 - T01

REV
-