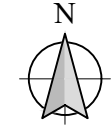




TC02
 E 375929.653
 N 445504.486
 Ht 104.495



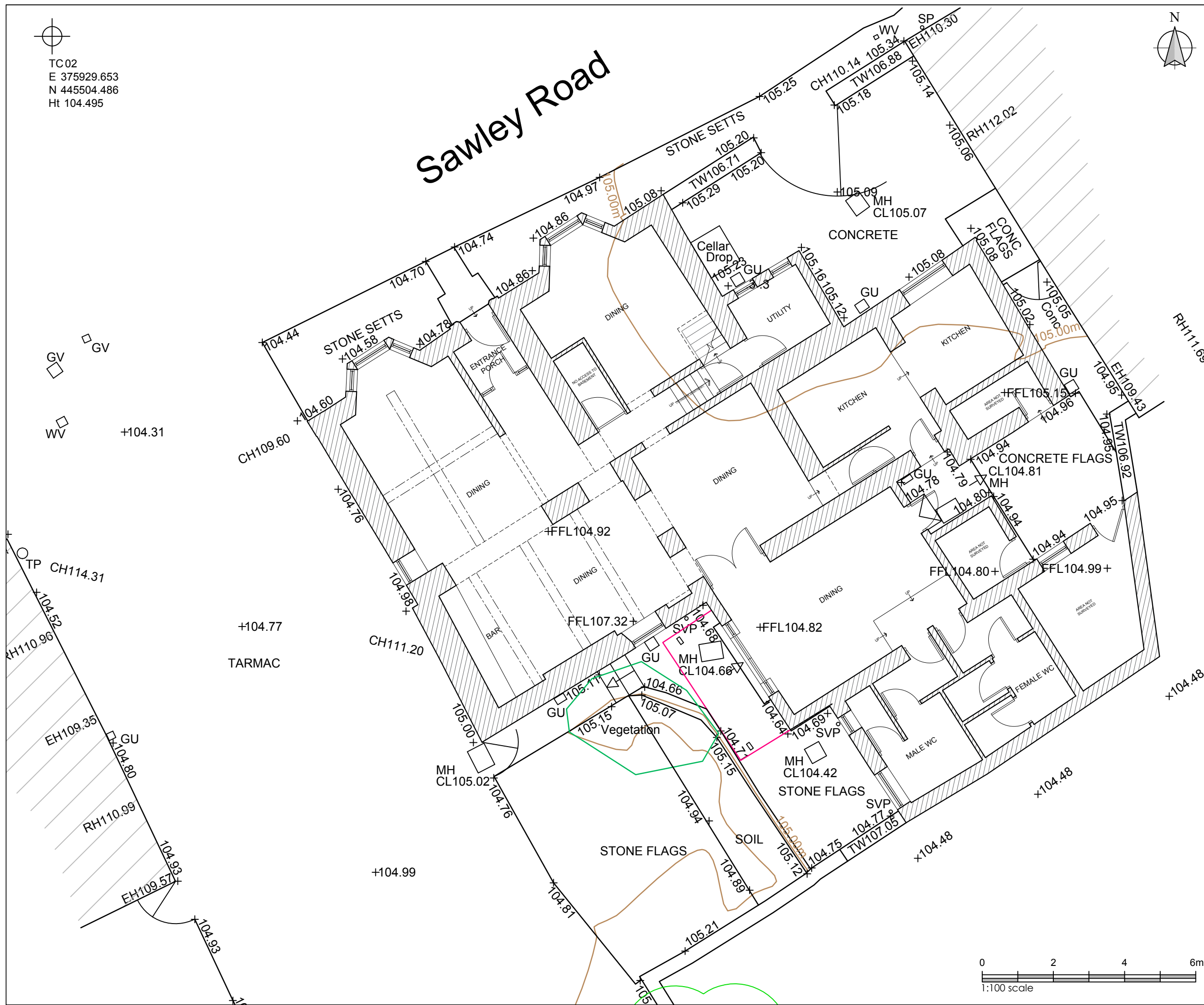
This drawing is to be read in conjunction with all relevant Architect, consultants' and specialists' drawings and specifications. The Architect is to be notified of any discrepancies before proceeding. Do not scale from this drawing. All dimensions and levels are to be checked on site. This drawing is subject to copyright. All work carried out before Planning and Building Permission has been granted is at the contractor/clients risk.
 Note: proposed drawing based on OS dwg information. All illustrated dimensions are approximate and all site dimensions are to be checked on site and subject to site survey.

Sawley Road

ABBREVIATIONS

- AB Air Brick
- CH Cable Height
- CL Cover Level
- EH Eaves Height
- FFL Finished Floor Level
- GV Gas Valve
- GU Gully
- MH Man Hole
- RH Ridge/Roof Height
- RWP Rain Water Pipe
- SP Sign Post
- SVP Soil Vent Pipe
- TP Telegraph Pole
- TW Top of Wall
- WV Water Valve

NOTE
 All levels and coordinates relate to OSGB36(15) using GNSS data.
 Levels defining edge of carriageway are observed at channel (bottom of kerb).



Client
 DBG Trading Ltd

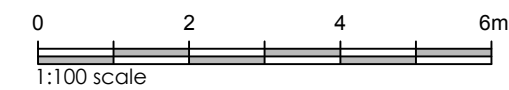
Job Title
 Proposed Extension and Alterations to
 The Buck Inn,
 Sawley Road,
 Grindleton

Drawing Title
 EXISTING SITE PLAN

Scale 1:100 @ A3	Date January 2021	Drawn TriCAD / BWT
---------------------	----------------------	-----------------------

spa
 SUNDERLAND PEACOCK ARCHITECTS

SUNDERLAND PEACOCK & ASSOCIATES LTD.
 HAZELMERE, PIMLICO ROAD, CLITHEROE
 LANCASHIRE, BB7 2AG
 T 01200 423178 F 01200 427328
 E info@sunderlandpeacock.com
 www.sunderlandpeacock.com



6239 - E01

REV
-