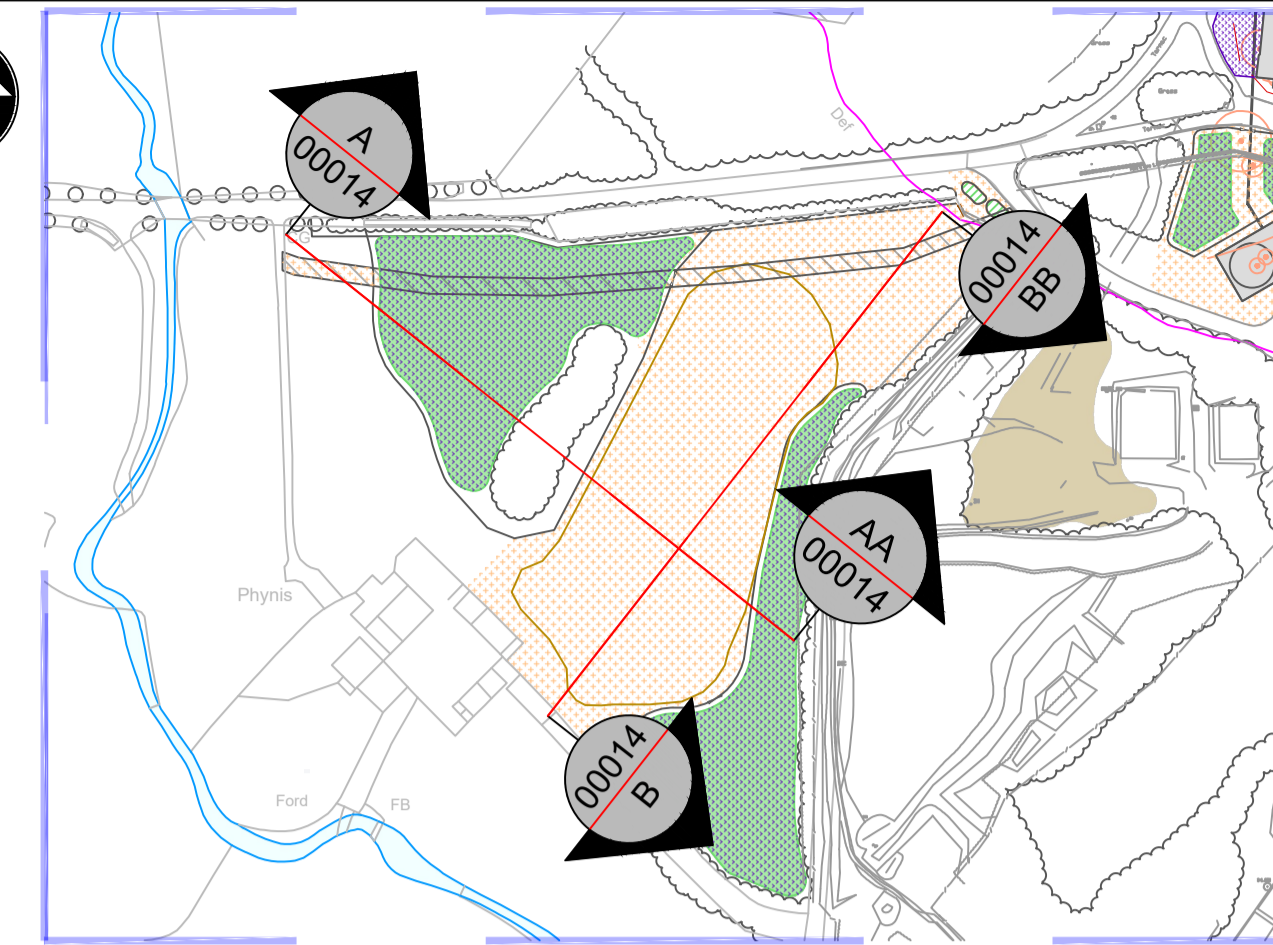


A Typical Whip and Transplant section
Scale: 1:20@A1



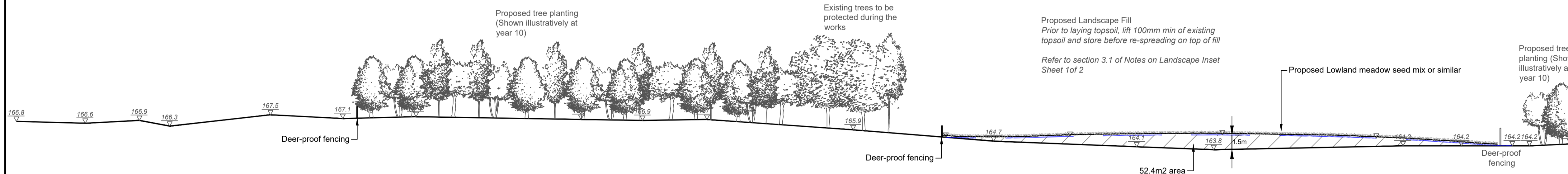
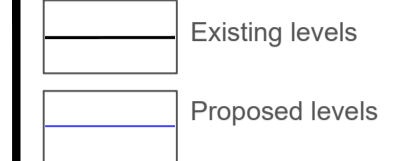
LOCATION PLAN

Scale: Not to scale

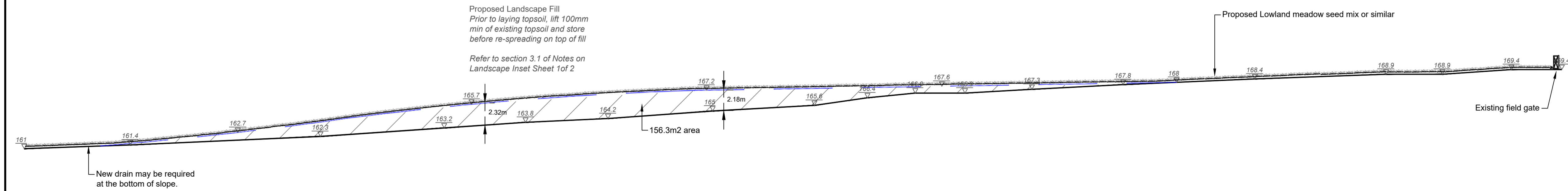
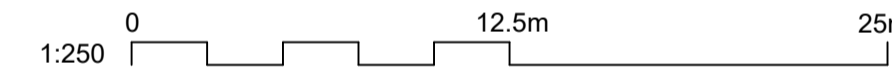
- NOTES**
- ALL DIMENSIONS IN MILLIMETRES AND ALL LEVELS IN METRES AOD UNLESS NOTED OTHERWISE.
 - NO DIMENSIONS ARE TO BE SCALED FROM THIS DRAWING.

LOCATION

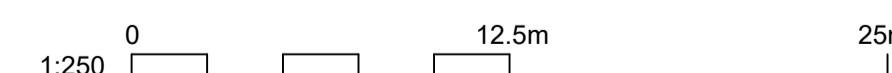
LEGEND



B Section A - AA
Scale: 1:250@A1



C Section B - BB
Scale: 1:250@A1



CURRENT ISSUE INFORMATION

P01	AA	PW	NC	Issued for Planning Application	22/11/19
P02	AA	PW	NC	Revised for Planning Application	10/03/20
P03	AA	PW	NC	Updated for Planning Application	24/03/20
VERSION	AUTH	CHKD	REVD	REASON FOR ISSUE	DATE

S2	Issued for Information
SUITABILITY CODE	SUITABILITY DESCRIPTION



MMB
MOTT MACDONALD
BENTLEY

HODDER WTW AMP6 RENOVATION
LANDSCAPE PROPOSAL SECTIONS
SHEET 4 OF 4

SCALE	AS SHOWN	SHEET SIZE	A1
DRAWING NUMBER	80040117-01-MMB-HODDE-97-DR-L-00014	REVISION	P03