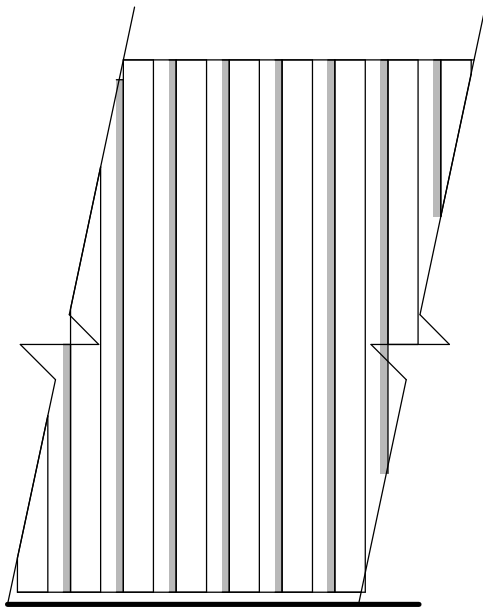
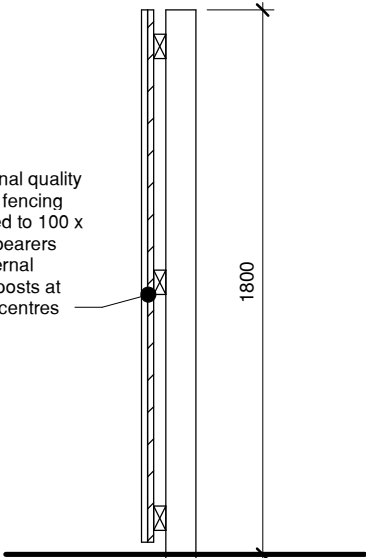


Type A Fencing



100 x 19 external quality close boarded fencing (one side) fixed to 100 x 50mm timber bearers 150 x 150 external quality timber posts at max 1200mm centres

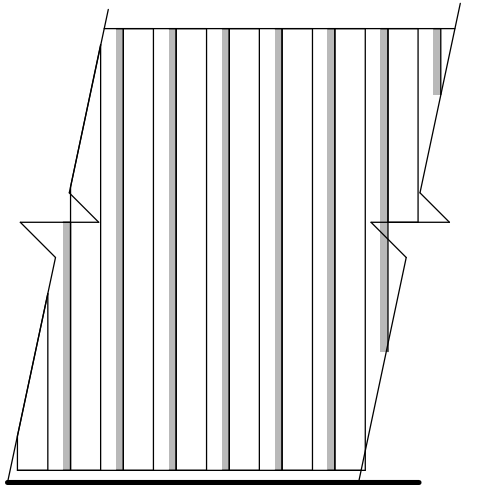


Posts to be encased in concrete pads

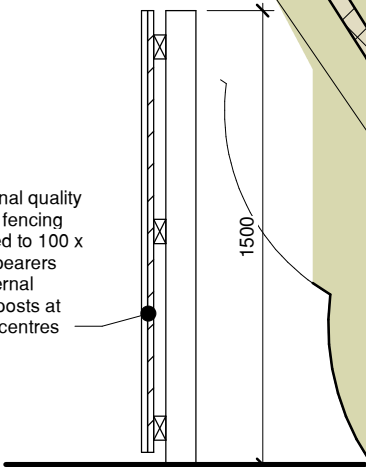
Typical Section

1.8m High Close Boarded Fencing Panel Elevation

Type B Fencing



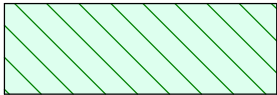
100 x 19 external quality close boarded fencing (one side) fixed to 100 x 50mm timber bearers 150 x 150 external quality timber posts at max 1200mm centres



Posts to be encased in concrete pads

Typical Section

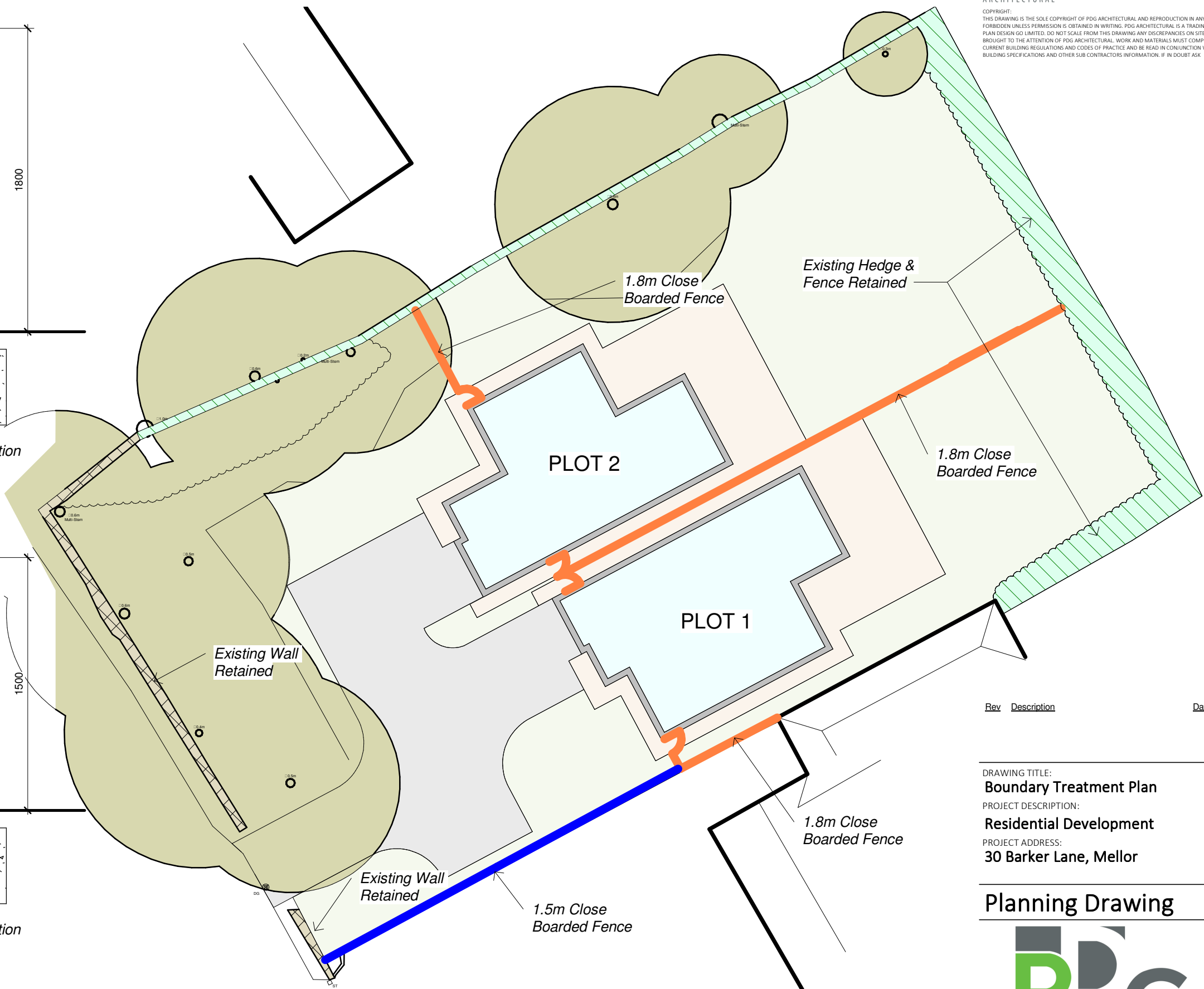
1.5m High Close Boarded Fencing Panel Elevation



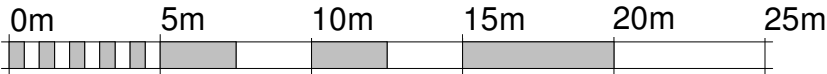
Existing Hedge & Fence Retained



Existing Wall Retained



00_Boundary Treatment Layout
1 : 250



SCALE 1:250 @ A3

| Rev | Description | Date |
|-----|-------------|------|
|-----|-------------|------|

DRAWING TITLE:
Boundary Treatment Plan
PROJECT DESCRIPTION:
Residential Development
PROJECT ADDRESS:
30 Barker Lane, Mellor

Planning Drawing



Unit 5 | Killingbeck Office Village | Killingbeck Court | Leeds | LS14 6FD
0113 467 6001 www.pdg-arch.co.uk email: info@pdg-arch.co.uk