
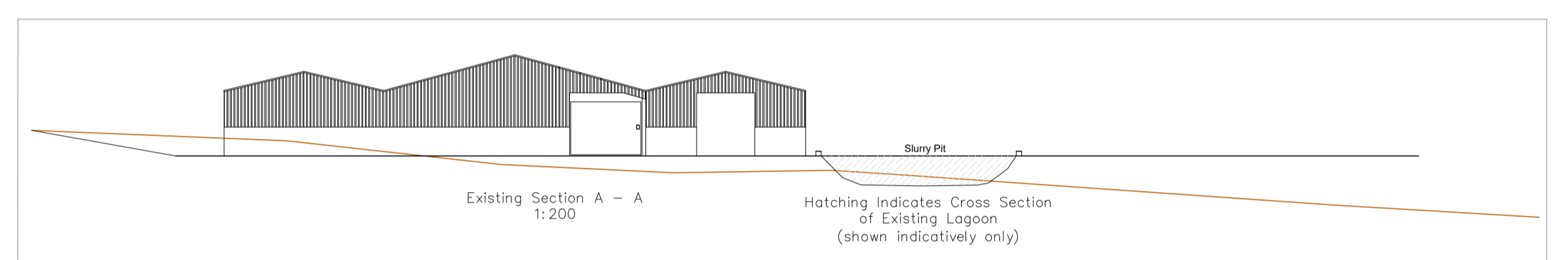
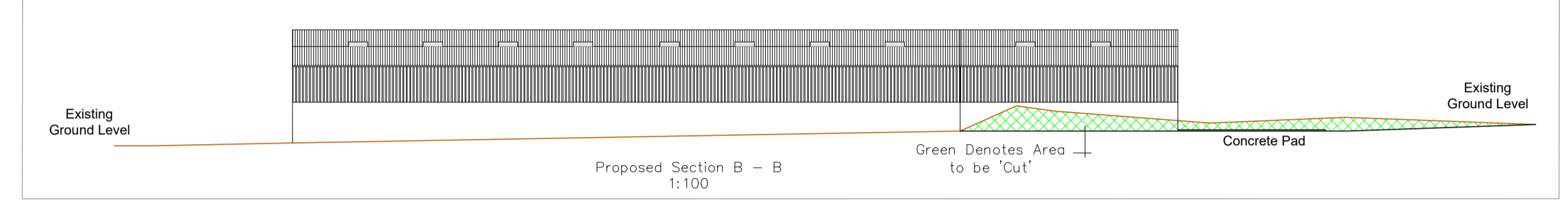
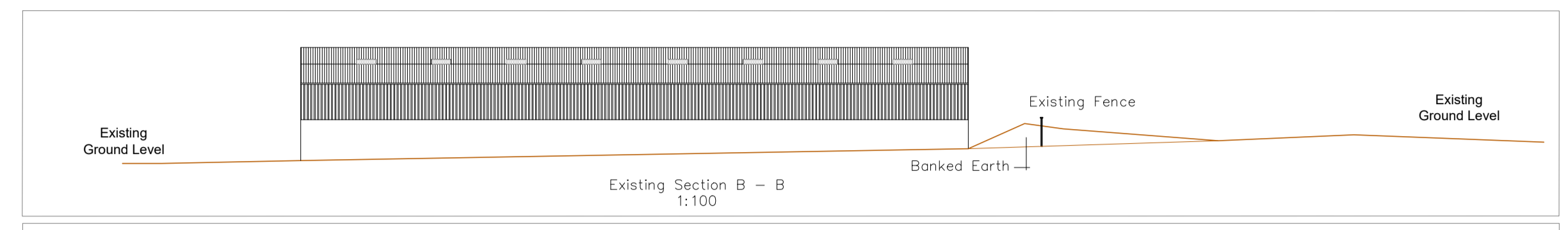


**GHA**  
 Gary Hoerty Associates  
 Gary Hoerty Associates Chartered Surveyors  
 Suite 9 - Grindleton Business Centre  
 The Spinney  
 Grindleton  
 Clitheroe  
 Lancashire BB7 4DH  
 T: 01200 449700  
 Email: info@ghaonline.co.uk

**Project: ( No: SII/1031/3141 )**  
 Proposed New Agricultural Dairy Buildings at  
 Dickinson Farm  
 Pendleton  
 Clitheroe  
 BB7 1PT  
**Proposed Building with Dairy and Parlour**

Title: Existing Topographical Data, Existing and Proposed Site Cross Sections.	
Drawing No: SII/1031/3141/03	Drawn: PF
Client: K & A Slinger and Son	
Date: 17.02.2022	Scale: 1:200 @ A1
Amendments:	



Underground Slurry Tank Position - 1:500