

IMPORTANT NOTE:
 COPYRIGHT OF THIS DRAWING BELONGS SOLELY TO BALDWIN DESIGN CONSULTANCY LTD.

- Legend**
- Application Site Boundary
 - Full Height Render - Colour Cream
 - Half Height Render - Colour Cream
 - Red Facing Brick to Building
 - Red Brick Wall
 - Orange Facing Brick to Building
 - Orange Brick Wall
 - Reconstituted Stone to Building
 - Reconstituted Stone Wall

- Front Door & Garage Door Colour**
- ▲ Blue
 - ▲ Green

- Roof Tile Colour**
- Brown Tile
 - Grey Tile

- Additional Features**
- Dummy Chimney

- Character Areas**
- **THE DEVELOPMENT EDGE**
 - White UPVC Windows
 - White UPVC Fascias & Soffits
 - Blue & Green Front Doors & Garage Doors
 - Stone & Half Render Wall Finish
 - Blue Engineering Brick up to DPC
 - Stone Window Surrounds
 - Georgian Bar Fenestration to Top Half of Window
 - Grey Roof Tiles
 - Stone Chimneys
 - **THE LANES**
 - White UPVC Windows
 - White UPVC Fascias & Soffits
 - Blue & Green Front Doors & Garage Doors
 - Brick (2 colours) / Full Render Wall Finish
 - Brick & Stone Window Heads & Sills
 - Georgian Bar Fenestration to Full Window
 - Brown & Grey Roof Tiles
 - **THE VILLAGE STREET**
 - Anthracite UPVC Windows
 - Anthracite UPVC Fascias & Soffits
 - Blue & Green Front Doors & Garage Doors
 - Stone / Brick / Full & Half Render Wall Finish
 - Anthracite Boarding to 2.5 Storey Houses
 - Stone Window Surrounds
 - Georgian Bar Fenestration to Top Half of Window
 - Grey Roof Tiles

Revision: _____ By: _____ Date: _____

A - LEAP Size and position & public paths altered CRD 05.06.24

PLANNING DRAWING

Client:

Taylor Wimpey

Project Title:
**Residential Development
 PHASES 5 & 6**

Address:

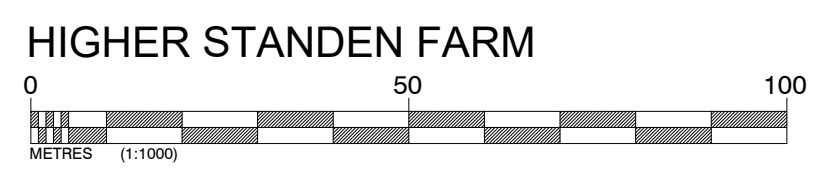

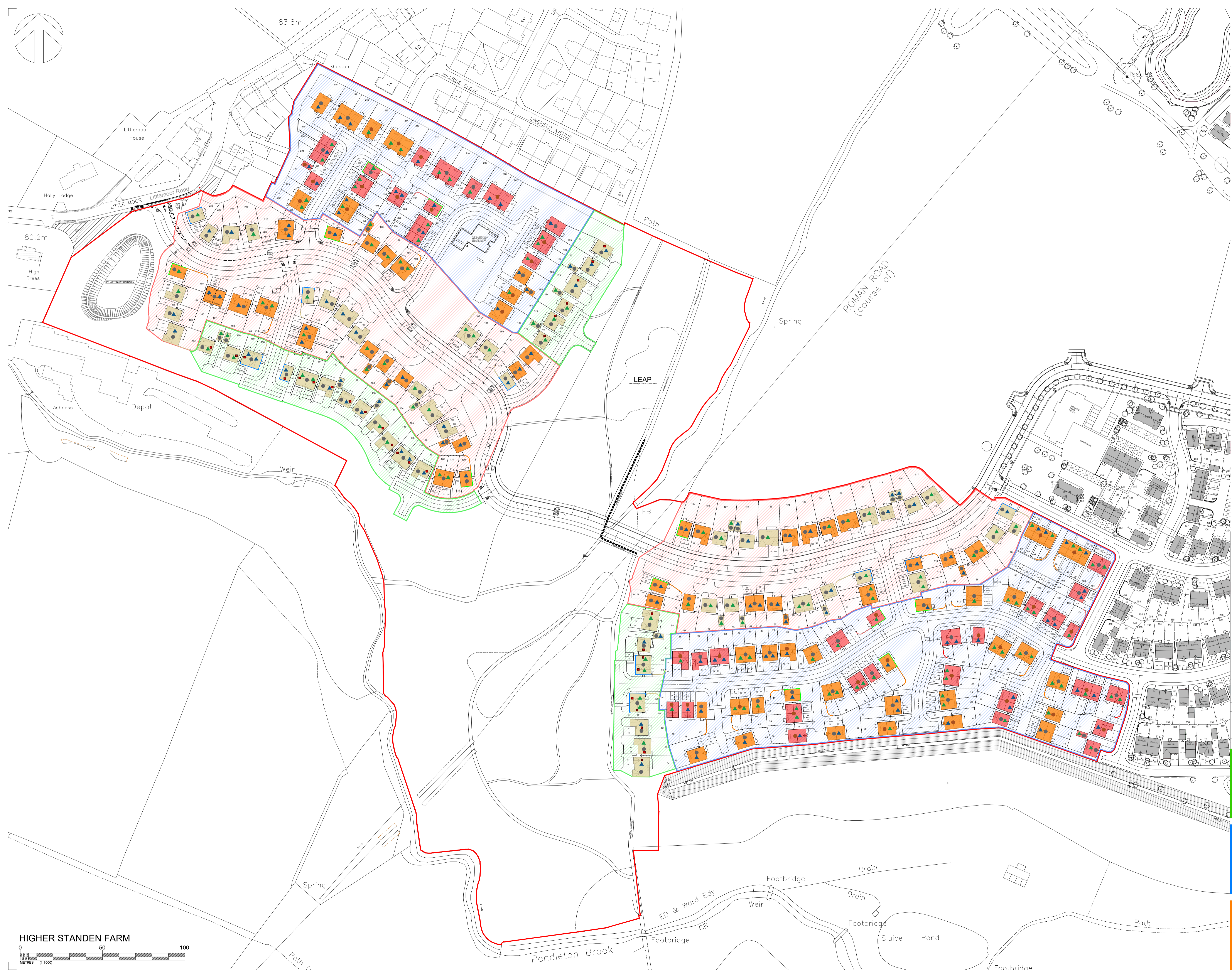
Higher Standen Farm,
 Clitheroe

Drawing Title:
Materials Plan

Drawing No:
 TW/HSF/MP/03

Dwn: CRD Ckd: GB Date: 22.04.26

Scale: 1:1000 Paper Size: A1 Rev: A



HIGHER STANDEN FARM