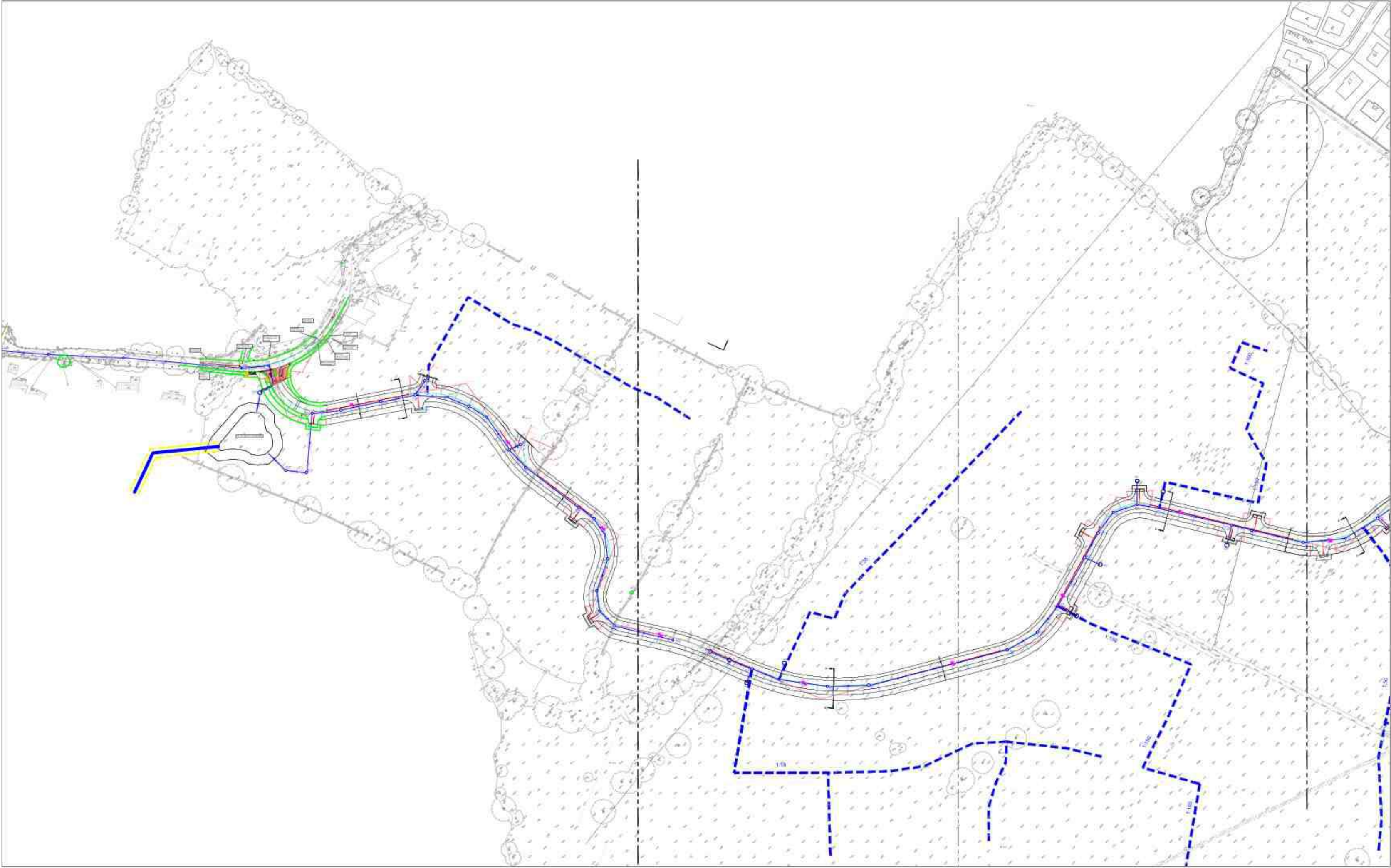


PLAN 2




Higher Standen Farm (Phases 5 & 6)

Revision:	By:	Date:
Client:		
Taylor Wimpey		
Project Title:		
Residential Development		
Address:		
Higher Standen Farm, Clitheroe		
Drawing Title:		
Proposed Composite Colour Phases 5 & 6		
Drawing No:		
TW/HSF/CSC/5&6/02		
Dwn:	Ckd:	Date:
BDC	ST	28/01/22
Scale:	Paper Size:	Rev:
1:1250	A1	-



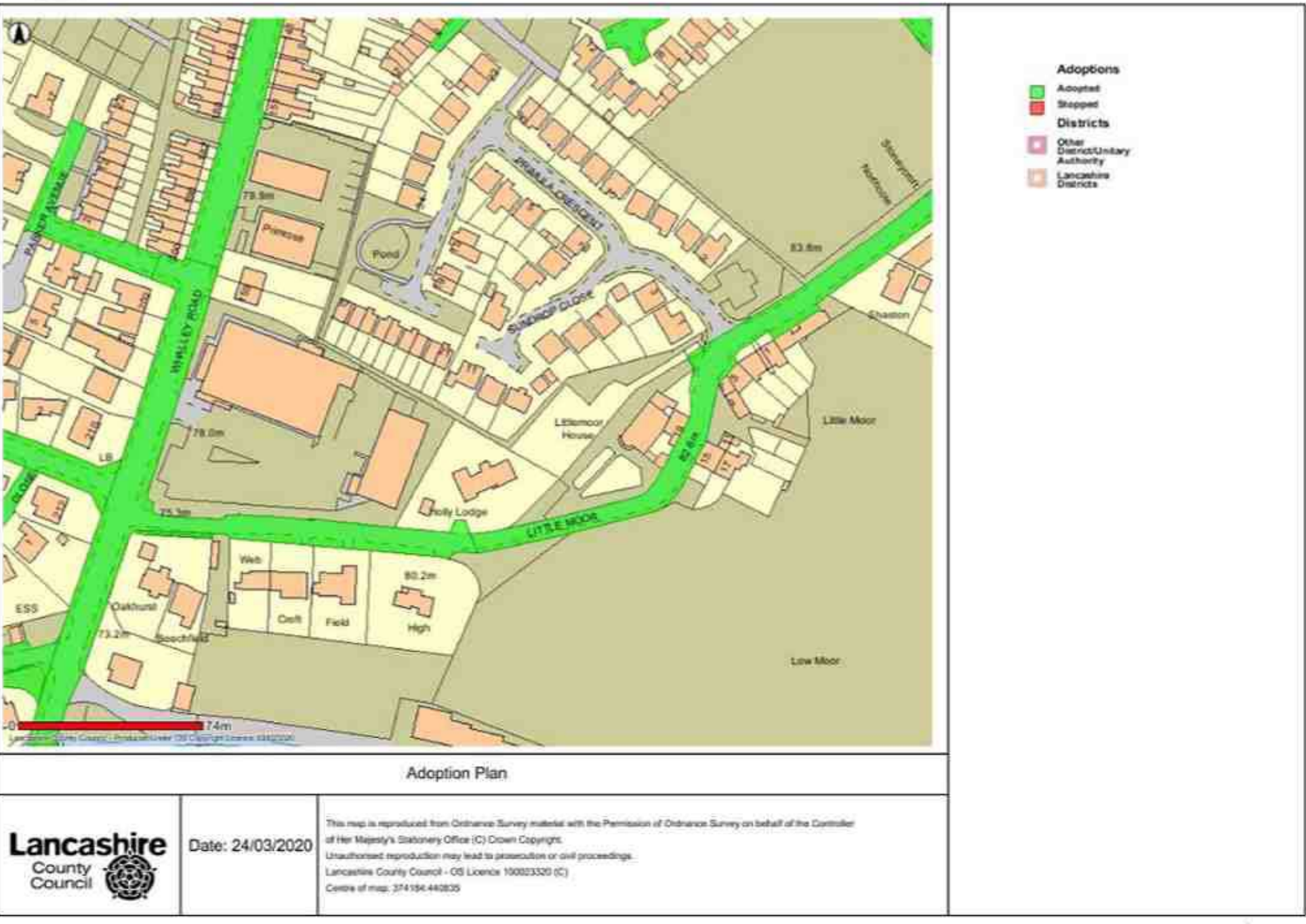
SITE OVERVIEW (NOT TO SCALE)



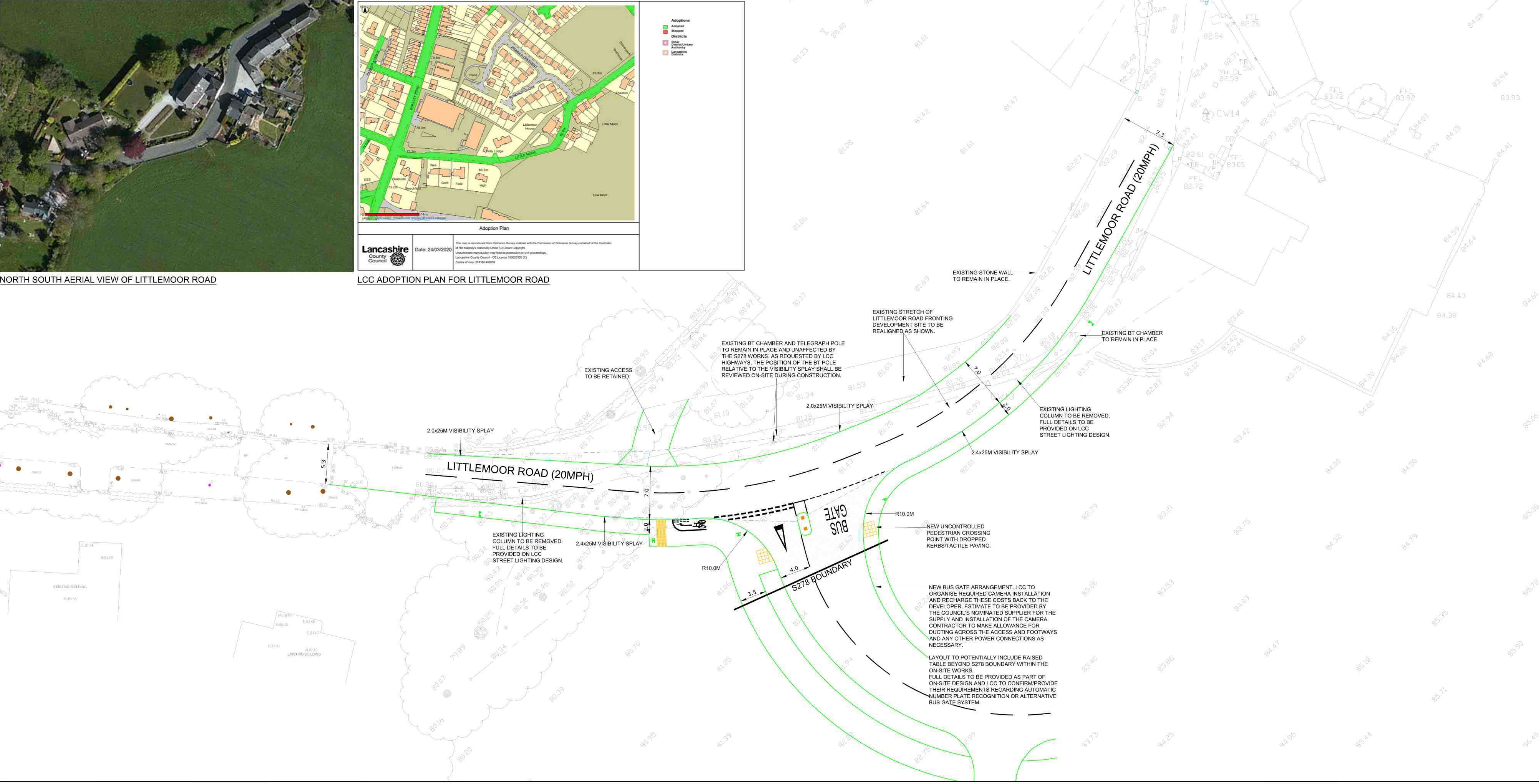
NORTH SOUTH AERIAL VIEW OF WATERLOO ROAD/SHAW BRIDGE STREET



NORTH SOUTH AERIAL VIEW OF LITTLEMOOR ROAD



LCC ADOPTION PLAN FOR LITTLEMOOR ROAD



NOTES

1. ALL ADAPTABLE DRAWINGS AND ASSOCIATED WORKS ARE TO COMPLY FULLY WITH THE RELEVANT STANDARDS FOR ADAPTABLE DRAWINGS (TIN EDITION). ALL DRAWINGS ARE TO BE REVISIONED IN CONFORMANCE WITH THE RELEVANT STANDARDS FOR ADAPTABLE DRAWINGS (TIN EDITION) PRIOR TO UNDERTAKING ANY WORKS AND ANY DISCREPANCIES WITH BOARDING, FENCING, EARTHWORKS OR OTHERWISE REPORTED IMMEDIATELY TO THE ENGINEER PRIOR TO WORK COMMENCING.
2. ALL HIGHWAY AND DRAINAGE WORKS TO BE TO ADAPTABLE STANDARDS AND SHALL COMPLY FULLY WITH THE LOCAL AUTHORITY SPECIFICATION APPROVED STANDARDS AND THE RELEVANT SECTIONS OF THE COUNCIL MANUAL FOR ROADS AND BRIDGES, SPECIFICATION FOR HIGHWAY WORKS AND BRITISH STANDARDS CONTRACTOR TO ENSURE POSITIVE DRAINAGE TO ALL GULLIES PRIOR TO UNDERTAKING ANY FURTHER WORKS.
3. ANY PRIVATE WORKS ARE TO COMPLY FULLY WITH THE LATEST EDITIONS OF THE BUILDING REGULATIONS.
4. ALL EXISTING STATIONS, ADVERT LEVELS AND DRAINAGE NETWORKS TO BE CHECKED BY THE CONTRACTOR AT THE START OF WORKS AND ANY DISCREPANCIES NOTICED TO THE ENGINEER. ALL LEVELS ARE BASED ON TOPOGRAHICAL SURVEY INFORMATION PROVIDED BY OTHERS. ANY DISCREPANCIES BETWEEN THIS AND OTHER DRAWINGS TO BE REPORTED TO THE ENGINEER PRIOR TO CONSTRUCTION.
5. ALL MATERIALS TO BEAR THE RELEVANT B.S. STANDARD AND COMPLY FULLY WITH THE SPECIFICATIONS. ALL MATERIALS TO BE AGREED WITH THE CONTRACTOR. LOCAL AUTHORITY REPRESENTATIVE PRIOR TO WORKING. ALL CONCRETE & CONCRETE PRODUCTS MUST BE SULPHATE RESISTANT. THE BR INVESTIGATION REPORT PROVIDES THAT SULPHATE ATTACK FROM SOILS AND GROUNDWATER WILL NOT OCCUR.
6. ALL STATUTORY COMMENTS, OPENING NOTICES ETC. AS REQUIRED UNDER HIGHWAYS ACTS AND WATER INDUSTRIES ACTS, ARE TO BE OBTAINED BY THE CONTRACTOR PRIOR TO COMMENCEMENT OF THE WORKS UNLESS OTHERWISE STATED. ALL WORKS ARE TO BE INSPECTED BY L.A. WRIC OR STATUTORY AUTHORITY AS APPLICABLE.
7. CONTRACTOR TO MAKE ADVANCE ALLOWANCE FOR THE MANAGEMENT AND COORDINATION OF STATUTORY UNDERTAKING ENGINEERS WITHIN THEIR PROGRAMME OF WORKS. PRESENCE OF STATUTORY UNDERTAKING ENGINEERS IN THE HIGHWAY SHALL BE ADVISED BY THE CONTRACTOR ON THE DATE OF STARTING AND LOCATION OF ALL STAT. PLANT BY HAND DUG TRENCHES PRIOR TO COMMENCING ANY WORKS. ALLOWANCE FOR THE PRESENCE OF ALL STAT. EMPLOYMENT INSPECTION & DRAINAGE MEASURES FOR THE LOCATION OF ANY PRIVATE OR COUNCIL. THE CONTRACTOR SHOULD COORDINATE THE REPAIRS WITH THE L.A. AND MAKE SURE THAT ALL STAT. EQUIPMENT IS IN PLACE AND TRAFFIC MANAGEMENT ADVISED FOR THE WORKS PRIOR TO COMMENCING. THE CONTRACTOR IS TO MAKE ALLOWANCE FOR THE ADVANCE PROVISION OF ALL ELECTRICAL, WORKS AND EQUIPMENT FOR SIGNALS AND STREET LIGHTING WITHIN THE PROGRAMME OF WORKS.
8. PRIOR TO ORDERING THE CONTRACTOR IS TO AGREE ALL SIGN POSTING LIGHTING COLUMN MATERIALS AND FINISHES WITH THE LOCAL AUTHORITY. ALL SIGN TO COMPLY WITH BS 6841 AND THE NATIONAL HIGHWAY TYPE OF POSTS, FINISHES AND LIGHTING LAMP/COLUMNS TO BE AGREED WITH LA STREET LIGHTING ENGINEER PRIOR TO ORDERING. CONTRACTOR IS RESPONSIBLE FOR COORDINATING THE PROVISION OF ALL REQUIRED EQUIPMENT AND ELECTRICAL FEEDS TO LIGHTING AND ANY SIGNALS PRIOR TO WORK COMMENCING. CONTRACTOR TO MAKE ALLOWANCE FOR ANY LEAKS WITHIN THEIR PROGRAMME.
9. ALL REPAIRS TO BE IN ACCORDANCE WITH THE REQUIREMENTS OF THE TRAFFIC SIGNS MANUAL CHAPTER 4. TRAFFIC SIGNS REGULATIONS AND GENERAL DIRECTION. ROADWORKING MATERIALS, LAYERS AND PERFORMANCE TO BE IN ACCORDANCE WITH THE REQUIREMENTS OF BS 6841. ALL ACCESS COVERING WITHIN THE HIGHWAY OF THE WORKS TO BE USED WITH PROTECTIVE COVERS AND AGREE WITH LA ENGINEER. PRIOR TO WORKING AND COVER WITH PROTECTIVE COVERS.
10. THE CONTRACTOR IS RESPONSIBLE FOR ENSURING THAT ALL ADVANCE NOTICES ARE IN PLACE AND TRAFFIC MANAGEMENT ADVISED FOR THE WORKS PRIOR TO COMMENCING. THE CONTRACTOR IS TO MAKE ALLOWANCE FOR THE ADVANCE PROVISION OF ALL ELECTRICAL, WORKS AND EQUIPMENT FOR SIGNALS AND STREET LIGHTING WITHIN THE PROGRAMME OF WORKS.
11. THE FULL DESIGNER AND CONTRACTOR RISK ASSESSMENTS AND RISK REGISTERS ARE TO BE DEVELOPED CONSTRUCTION HEALTH AND SAFETY PLAN.
12. THE CONTRACTOR CONSTRUCTION METHOD STATEMENTS.
13. THE ABOVE LISTED BY NO MEANS EXHAUSTIVE BUT IF DOES HIGHLIGHT OPERATIONS THAT PRESENT A RISK TO CONTRACTORS AND THE GENERAL PUBLIC.
14. DENOTES EXTENT OF NEW KERBING.

PLAN 3

APPENDICES

APPENDIX 1

Illustration of Visibility

Phase 5



NOTES

THIS IS NOT A CONSTRUCTION DRAWING AND IS FOR INDICATIVE PURPOSES ONLY.
THE DRAWING WILL BE SUBJECT TO CHANGE FOLLOWING LOCAL AUTHORITY REVIEW AND CONFIRMATION OF PUBLIC HIGHWAY AND THIRD PARTY LAND BOUNDARIES.

— 2.4M X 25M VISIBILITY SPY

REV	DETAILS	DRAWN	CHECKED	DATE
-----	---------	-------	---------	------

CLIENT:
TAYLOR WIMPEY

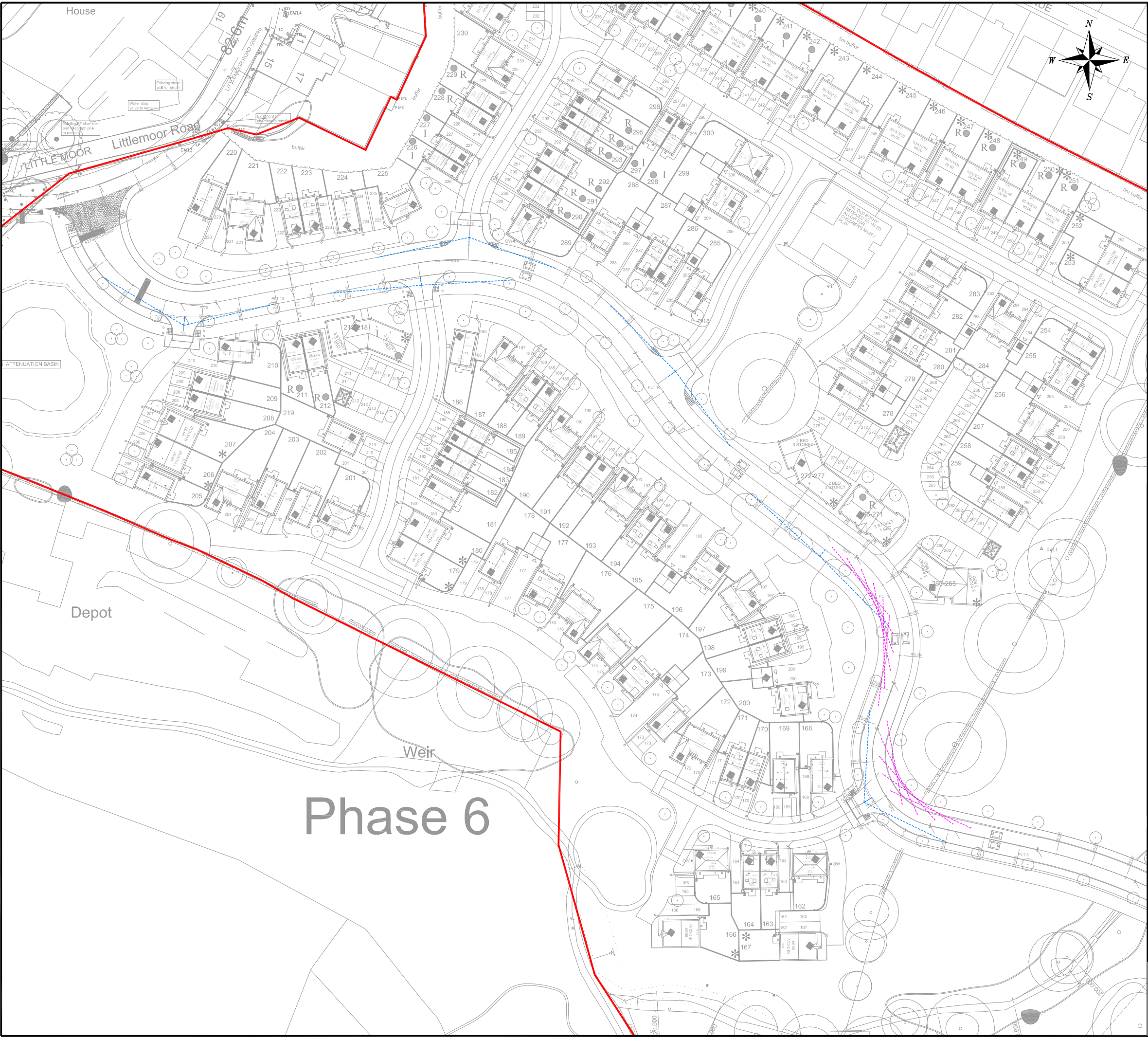
PROJECT:
STANDEN ESTATE, CLITHEROE

DRAWING TITLE:
**VISIBILITY PLAN
(PHASE 5)**

SCALES:	1:1000 @ A3		
DRAWN:	HZ	CHECKED:	TB
DATE:	FEB 22		

Croft Transport Planning & Design
340 Deansgate
Manchester
M3 4LY
Email: info@crofts.co.uk
Tel: 0161 837 7380
Web: www.eddlsons.com/services/transport-planning

DRAWING NUMBER:	3651-F02	REVISION:	A
-----------------	----------	-----------	---



Phase 6

NOTES

THIS IS NOT A CONSTRUCTION DRAWING AND IS FOR INDICATIVE PURPOSES ONLY.
THE DRAWING WILL BE SUBJECT TO CHANGE FOLLOWING LOCAL AUTHORITY REVIEW AND CONFIRMATION OF PUBLIC HIGHWAY AND THIRD PARTY LAND BOUNDARIES.

- 2.4M X 25M VISIBILITY SPLAY
- 25M FORWARD VISIBILITY

REV	DETAILS	DRAWN	CHECKED	DATE
-	-	-	-	-

CLIENT:
TAYLOR WIMPEY

PROJECT:
STANDEN ESTATE, CLITHEROE

DRAWING TITLE:
**VISIBILITY PLAN
(PHASE 6)**

SCALES:
1:1000 @ A3

DRAWN:	HZ	CHECKED:	TB	DATE:	FEB 22
--------	----	----------	----	-------	--------

Croft Transport Planning & Design
340 Deansgate
Manchester
M3 4LY
Email: info@crofts.co.uk
Tel: 0161 837 7380
Web: www.eddlsons.com/services/transport-planning

DRAWING NUMBER:	3651-F01	REVISION:	A
-----------------	----------	-----------	---

APPENDIX 2

Refuse Vehicle Swept Path Analysis