







T = Individual Tree, G = Group of Trees

-  (Red) = Tree/Group with Risk of Harm of 1/1,000 or greater
-  (Orange) = Tree/Group with Risk of Harm between 1/1,000 and 1/10,000
-  (Yellow) = Tree/Group with Risk of Harm between 1/10,000 and 1/1,000,000
-  (Green) = Tree/Group with Risk of Harm less than 1/1,000,000

* See QTRA Methodology Overview and Application In Management Decisions Section of Report for details regarding Risk of Harm

Site: Land between Brookside Cottage & Crow Trees, Chatburn, BB7 4AT

Job No.: BTC2539

Scale: Not to Scale

Paper Size (for printing): A3

Date: July 2022

TREE SURVEY PLAN

Bowland 
Tree Consultancy Ltd

e: info@bowlandtreeconsultancy.co.uk
t: 01772 437150