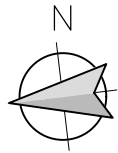


This drawing is to be read in conjunction with all relevant Architect, consultants' and specialists' drawings and specifications. The Architect is to be notified of any discrepancies before proceeding. Do not scale from this drawing. All dimensions and levels are to be checked on site. This drawing is subject to copyright. All work carried out before Planning and Building Permission has been granted is at the contractor/clients risk.

1:100 SCALE 0 2 4 6m



SPECIFICATION:

UPPER TIER

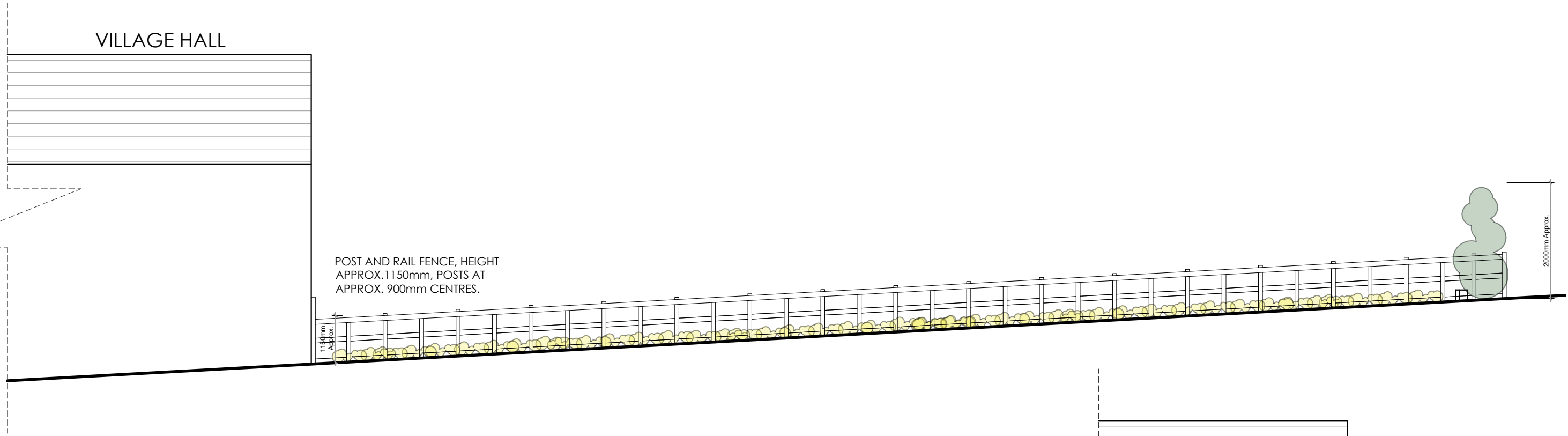
50mm GRIT SAND LAID UPON EXISTING STONE, FIRM GROUND 45 GEO GRID SYSTEM OVERLAYED/INFILLED WIT FINE WASHED STONE CHIPS. RETAINING WALLS/PLANTERS BLOCKWORK WALLS WITH RENDER AND STONE COPINGS.

LOWER TIER

TYPE 01 STONE 20mm LIMESTONE DRAINAGE LAYER, WITH 50mm COMPACTED SAND WITH ARTIFICIAL GRASS FINISH. FRENCH DRAIN WITH RUBBLE FILL. RETAINING WALLS/PLANTERS BLOCKWORK WALLS WITH RENDER AND STONE COPINGS.

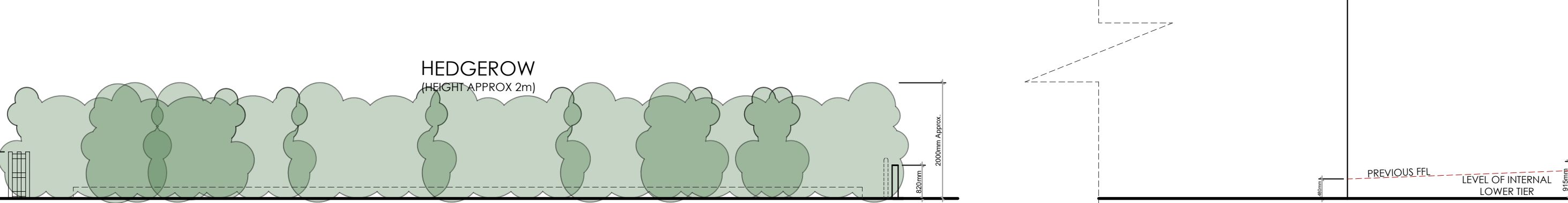
PROPOSED FRONT (WEST) ELEVATION

Scale 1:100




PROPOSED REAR (EAST) ELEVATION

Scale 1:100



PROPOSED SIDE (NORTH) ELEVATION

Scale 1:100



PROPOSED SECTION A:A

Scale 1:100



C	09.12.2022	CHANGES AFTER COUNCIL COMMENTS.	TDM
B	08.12.2022	ENTRANCE REPOSITIONED 10 METRES FROM JUNCTION.	TDM
A	09.11.2022	SPECIFICATION ADDED.	TDM

Client
Mr. Erling Mitton

Job Title
Read and Simonstone
Village Hall
6 East View
Read
Burnley
BB12 7PS

Drawing Title Proposed Elevations		
Scale 1:100 @A2	Date NOV '22	Drawn TdM

spa
SUNDERLAND PEACOCK ARCHITECTS

SUNDERLAND PEACOCK & ASSOCIATES LTD.
HAZELMERE, PIMLICO ROAD, CLITHEROE
LANCASHIRE, BB7 2AG
T 01200 423178 F 01200 427328
E info@sunderlandpeacock.com
www.sunderlandpeacock.com

5387 -P01C