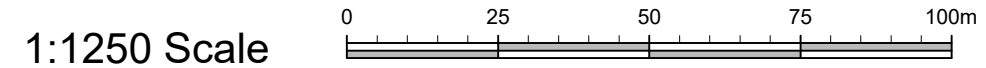
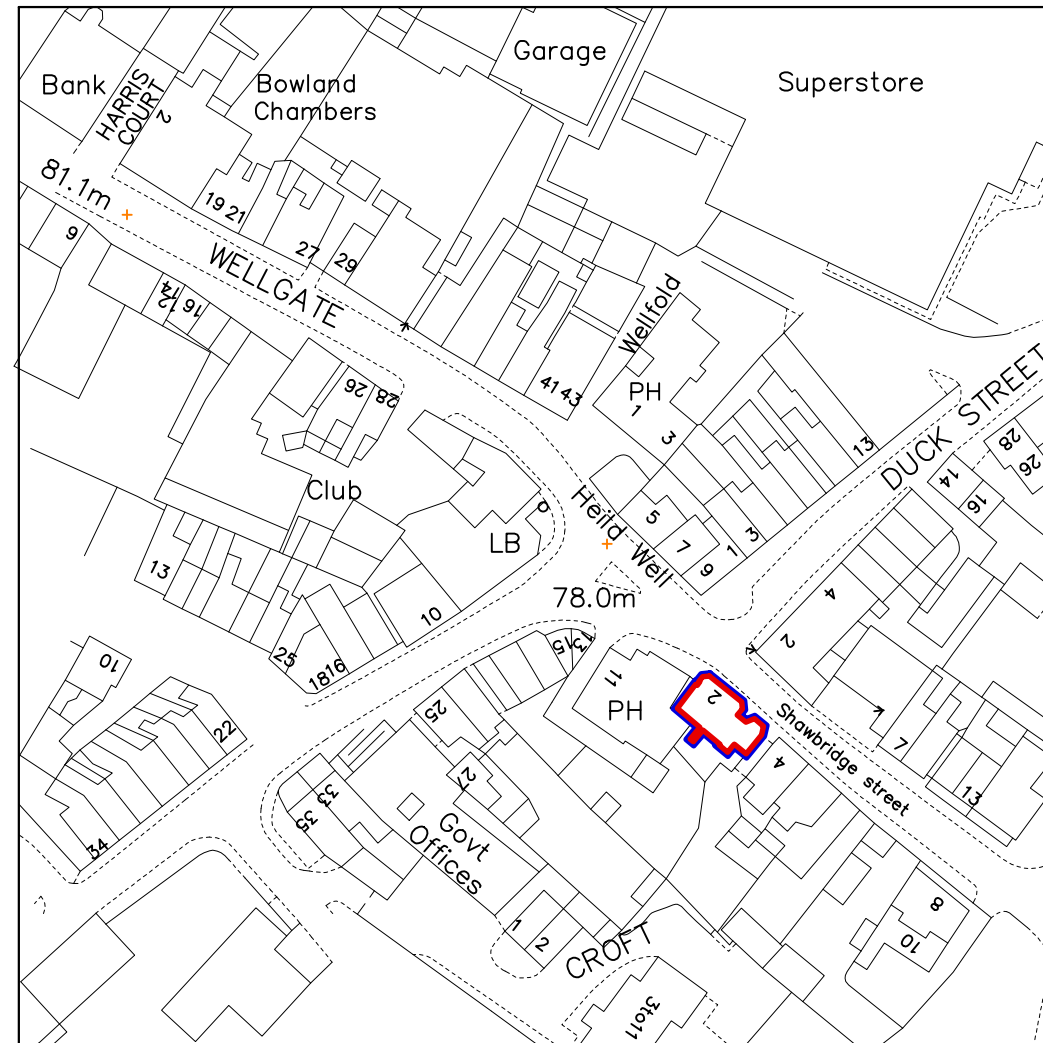
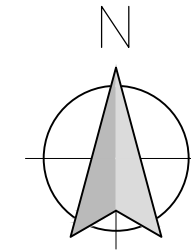


This drawing is to be read in conjunction with all relevant Architect, consultants' and specialists' drawings and specifications. The Architect is to be notified of any discrepancies before proceeding. Do not scale from this drawing. All dimensions and levels are to be checked on site. This drawing is subject to copyright. All work carried out before Planning and Building Permission has been granted is at the contractor/clients risk.



Client
ASHWORTH

Job Title
Proposed Internal remodelling at
2 - 2a Shawbridge Street
Clitheroe
BB7 1LY

Drawing Title
LOCATION PLAN

Scale 1:1250 @A3	Date OCT '22	Drawn TDM
---------------------	-----------------	--------------



SUNDERLAND PEACOCK & ASSOCIATES LTD.
HAZELMERE, PIMLICO ROAD, CLITHEROE
LANCASHIRE, BB7 2AG
T 01200 423178 F 01200 427328
E info@sunderlandpeacock.com
www.sunderlandpeacock.com



6759 -L01