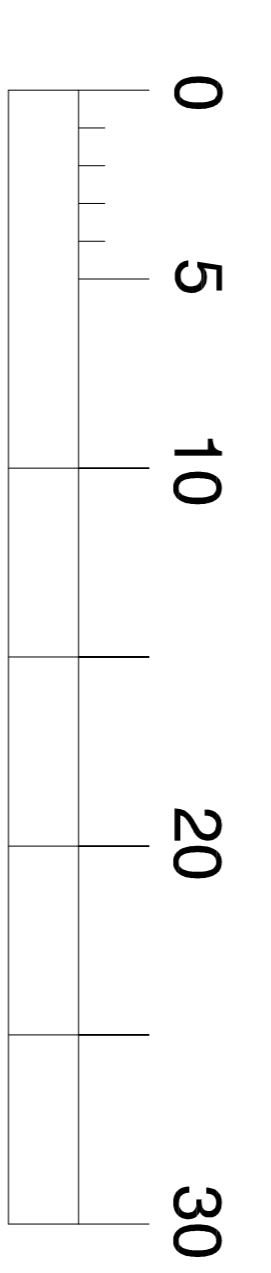
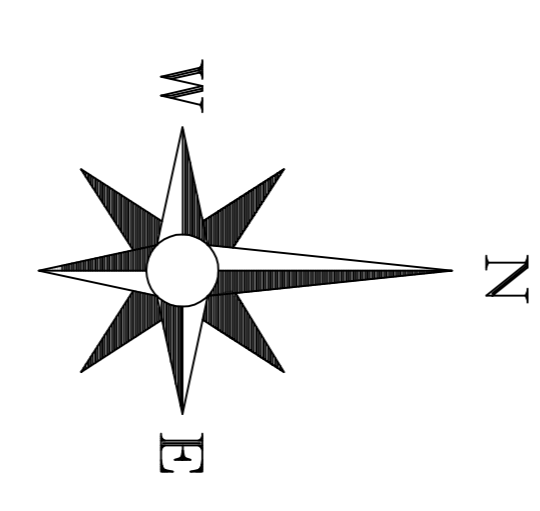
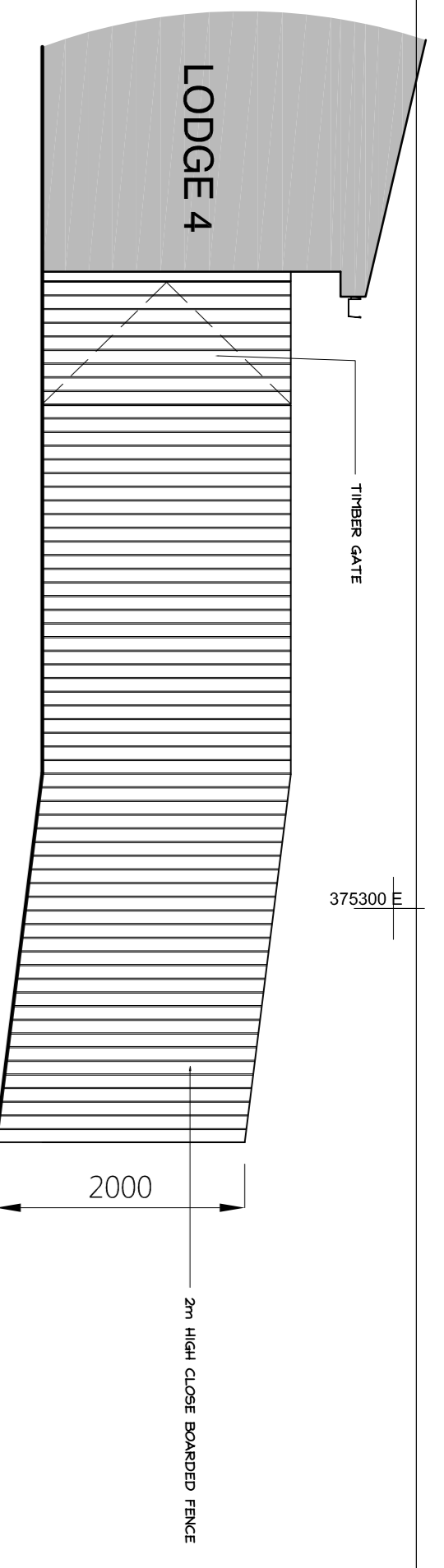


Provide farm track access into field with 2 strips of well compacted stone



SCALE BAR in METRES

NEW NATIVE HEDGEROW -
New hedgerows to be double row staggered planted at a density of 1m centres.
Species composition as follows :

- 40% - Hawthorn
- 30% - Blackthorn
- 10% - Hazel
- 10% - Holly
- 10% - Crab apple

grassed areas :
general grass seed mix - 35g/m² in 150mm deep top soil cultivated to a depth of 150mm to form a smooth and even profile
fertiliser - general pre-seeding fertiliser 6% n, 9% p, 6% k 70kg/m², included within top 25mm of topsoil.



31.5m VISIBILITY SPLAY
REMOVE EX. TREE (T4)
SEE AGRICULTURAL IMPACT ASSESSMENT

34.15m VISIBILITY SPLAY
REMOVE EX. TREES (T7 & G3)
SEE AGRICULTURAL IMPACT ASSESSMENT

New access and service road finished in permeable bitmac

Sliding Gate to entrance with stone piers each side with pedestrian gate to one side

DETROIS LOW LEVEL LIGHTING BOLLARD - 1m HIGH KIRUNA 160mm DIA. GREY BOLLARDS LOW GLARE WITH 2700K COLOUR TEMPERATURE

adm design

Royds House, Harden Road, Kelbrock, Barnsley, S78 6TS
Tel : 07931 55714 Email: adm@admdesign.co.uk

Scale(s)	1:200 @ A1	Date	OCTOBER 2022
Drawing no.	ADP/20/24/23	Rev.	B

Project:
PROPOSED HOLIDAY LODGE DEVELOPMENT LAND AT TORNS FARM, PENDLETON RD, WISWELL

Drawing:
site layout & landscaping

Client:
MRS. L. SAGAR

Revisions:
A AREAS OF DECKING 9/12/22
B ADDED NATIVE HEDGE TO NORTH & SOUTH BOUNDARIES AND REDUCED NORTH BOUNDARY BETWEEN LODGE 4 & 101/22