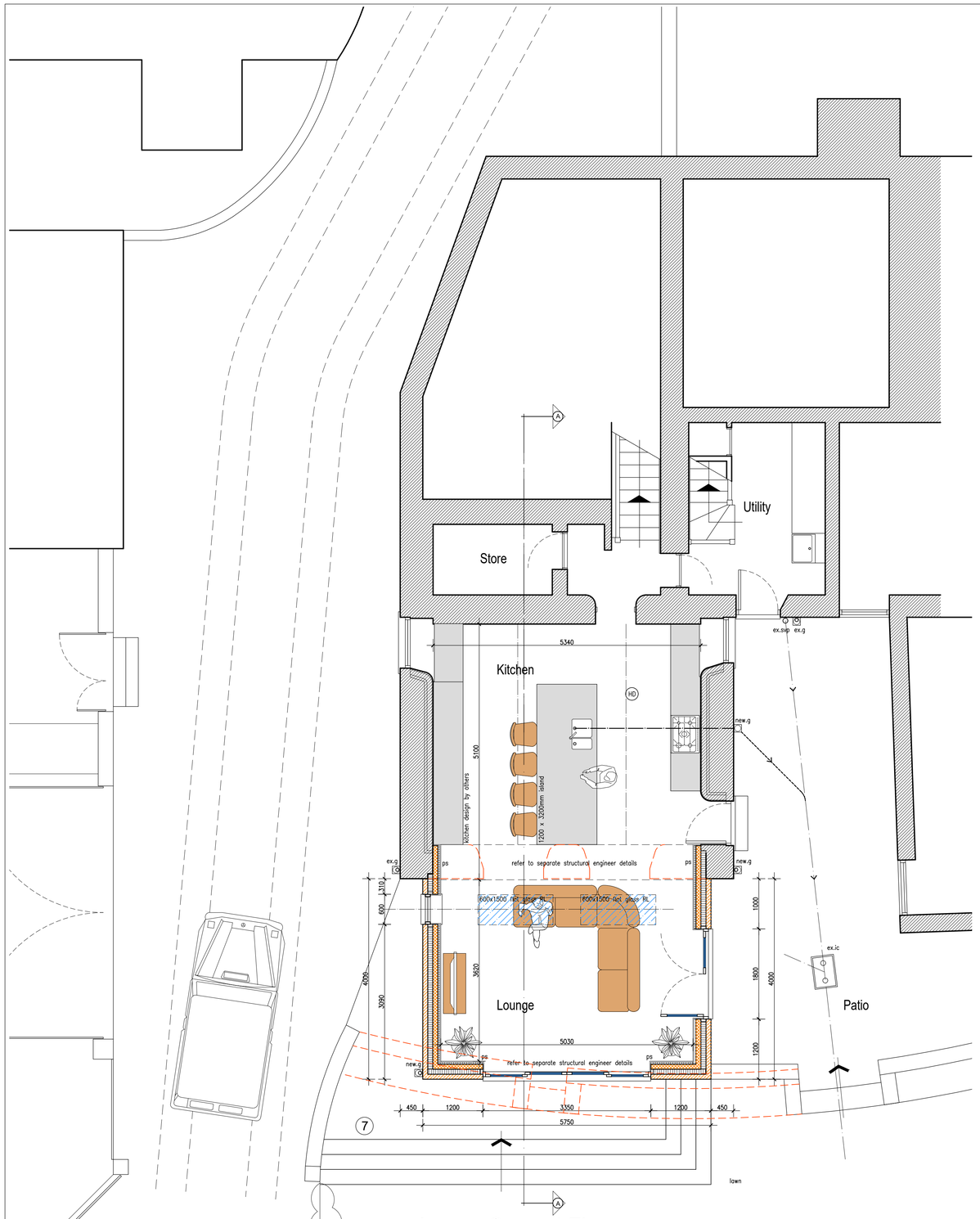

Lower Ground Floor

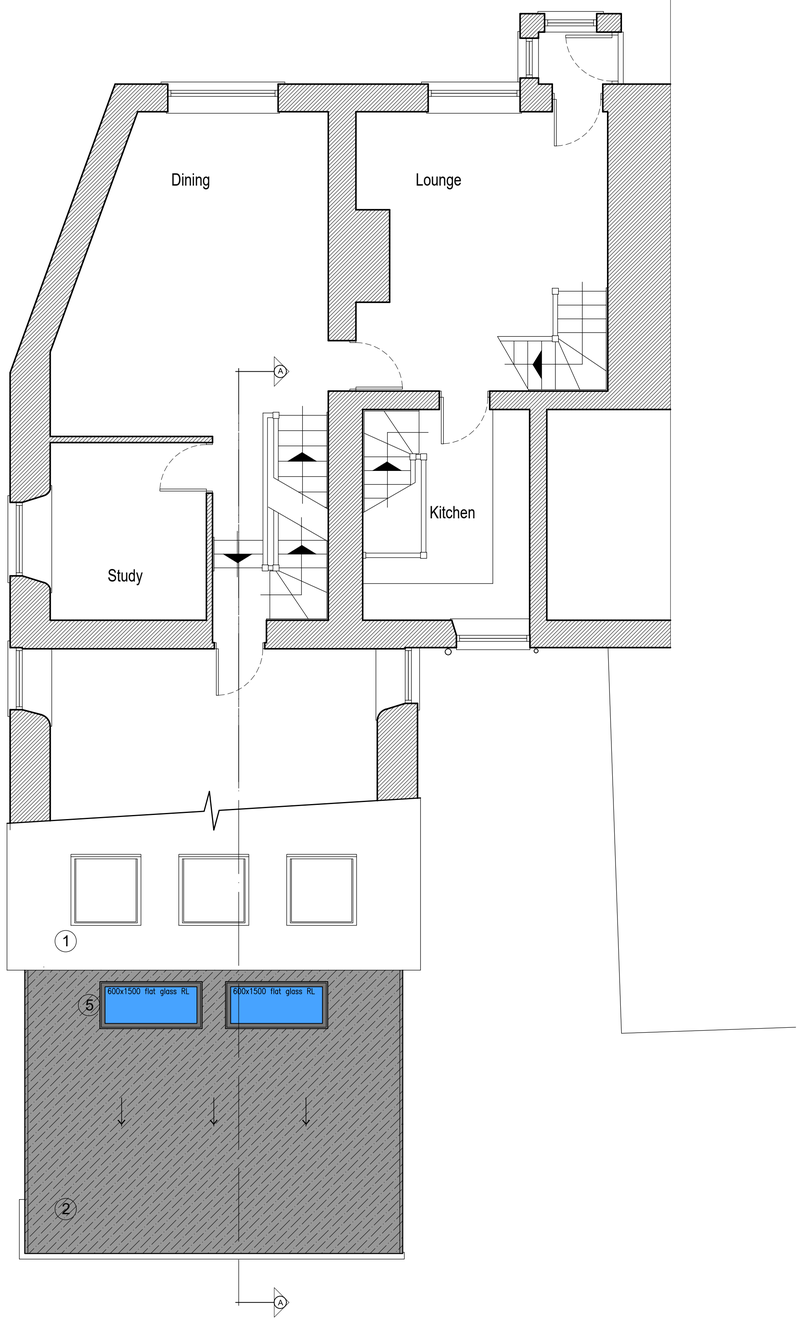

Ground Floor

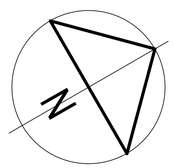

General:
The builder will be responsible for checking the accuracy of all dimensions given on the drawings and for the correct setting out of the works on site.
All materials to be fit for their purpose and fixed in accordance with the manufacturer's printed instructions, local authority requirements, British Standards, Codes of Practice, Health & Safety Law and good building practices.
All colours of specified materials to have the full approval of the enforcing planning authority prior to placing any orders of materials.

1 – existing natural slate

2 – Single ply roof membrane either GRP or rubberised system colour dark grey/black. Fascia and barge boards to be stepped overall 300mm square edged Kestral K16 fascias colour dark grey/black pvcu fixed to ends of rafters and laddering to gables complete with black pvcu soffit boards colour dark grey/black

3 – existing random natural stonework

4 – new windows and doors to be pvcu/powder coated aluminium casement frames and doors, fitted with double glazed units complete with stub cills and trickle ventilators

5 – Roof Maker or approved similar Fixed Flat Roof Light overall complete with clear easy clean triple glazing units and frame finished satin grey RAL 7016

6 – natural random stonework laid in lime cement mortar, complete with natural stone quions and reconstituted stone cills and heads colour 'Buff' all to match existing

7 – raised terrace and steps formed using masonry construction with precast concrete pavers

Health and Safety Advisory Information (CDM 2015 Regulations):

The purposes and principles of the CDM 2015 regulations have been explained to the client (property owner) together with the roles and responsibilities of the main duty holders.

By undertaking and preparing this drawing, including the information contained within, it is deemed that Sherwood Building Design Solutions are designate 'Designer' under the CDM 2015 Regulations.

For clarification, the client has appointed Sherwood Building Design Solutions to undertake specific design and drafting work associated with their 'client brief' (as detailed in the design services quotation) and the 'pre-construction phase' of this project. Further more, it is for the purpose of obtaining planning and building regulations approval from the enforcing local authority. It can be accepted that the client may use this drawing for the purpose of obtaining quotations for the cost of building works prior to progressing with the proposal further.

In preparing this drawing the following factors have been taken into consideration:–

- All areas of the property have been made available for the purpose of undertaking a thorough measured survey, including photographic records
- The property has previously had major internal and external renovations, together with repairs and maintenance
- No existing Health and Safety File information available

This drawing together with separate information as provided by Sherwood Building Design Solutions (if applicable) will form the basis of the 'Pre-construction Information'. It is the clients responsibility to ensure ALL information is made available to other duty holders throughout the project.

No major and/or significant risks have been identified as part of this design that a competent contractor would not be capable of managing and undertaking. However, as a precautionary note, the following items will require careful consideration by the appointed contractor(s) or principal contractor:–

- Ground conditions are unknown and therefore it may be possible that the foundations will require structural engineering design if deemed necessary by either the contractor, principal contractor or building control officer.
- All associated incoming services will need to be identified prior to the commencement of any ground excavation and building work
- No hazardous materials have been identified and/or made aware of by the client
- General building work to be undertaken within an occupied property with children
- Foul drainage with an invert level of approximately 600mm
- Installation of large steelwork sections associated with structural alterations, therefore adequate consideration will need to be taken regarding manual handling and temporary works

It is the clients responsibility to take adequate measures to assess the competency of their contractor(s) or principal contractor prior to their appointment.

It is the responsibility of the principal contractor to prepare a site specific Construction Phase Plan prior to the commencement of any works or ordering of any materials. An efficient and effective way of fulfilling this duty and achieving compliance with the CDM 2015 Regulations is to adopt and complete the CITB CDM Wizard – this can be downloaded from the CITB website http://www.citb.co.uk.

During the construction phase and following thereafter, the client is to be issued with all relevant manufacturers information relating to all the products and materials used during construction, for the purpose of on-going maintenance and the buildings use (Health and Safety File).

More information about the CDM 2015 Regulations and in particular guidance documents detailing the main duty holders and their respective roles and responsibilities can be found on the CITB website http://www.citb.co.uk.

Sherwood
Building Design Solutions

Rob Sherwood
Domestic and Commercial Property Design Consultant With Over 30 Years Experience

4 Long Lane, Heath Charnock, Chorley, PR6 9EN
E-mail: rob_sherwood@sky.com
www.sherwoodbuildingdesignsolutions.co.uk

T: 01257 481487
M: 07854 847361

Status: Design & Planning Application

Client: Mr & Mrs M Nuttall

Project: 1 Manor Row, Copster Green, BB1 9EJ

Title: Proposed Single Storey Rear Extension - Proposed Floor and Roof Plan

Scale: 1/50 @ A1	Date: September 2022	Drawn: Rob Sherwood

Drawing Number: 2022-60-02.1

Revision:

Copyright in this drawing is the property of Sherwood Building Design Solutions. It must not be reproduced or amended or used for the execution of any works whether in conjunction with the proposed works for which it is prepared or otherwise without express consent.
Do not scale from this drawing. Original sheet size A1.