

New Ground Wood



Proposed area for bin store /
refuse collection point

Existing
camping
pods





Iron-age
roundhouse

ex car
parking
area

Proposed plant / battery store
room to serve lodges
Proposed sewage treatment
plant to serve lodges

Holme Barn

Bowland Wildboar Park
and Education Centre

- KEY**
-  lodge unit approx 6.7m x 12.8m
 -  decking area around each lodge approx 9.7m x 17.6m
 -  parking area grasscrete or similar
 -  indicative drainage

Bowland Wild Boar Park

Proposed New Lodges
Bowland Wild Boar Park,
Chipping

Site Layout as Approved

Scale		1:500 @ A1
Drawn		Checked Approved
DME		
PSA Design		Dwg No. A3239-PL04
The Old Bank House 6 Berry Lane, Longridge Preston, PR3 3JA Tel: 01772 78006 Fax: 01772 78033		Date April 2023
www.psa-design.co.uk mail@psa-design.co.uk PSA DESIGN engineering your environment DATA STRUCTURAL ARCHITECTURAL INTERIORS		Rev. e

Reproduced from Superhigh Data by the permission of
the Ordnance Survey. All rights reserved.
© Crown Copyright 2022. All rights reserved.
Licence number AL10004998.

