

438930 N

EXISTING SURFACE WATER DRAIN DISCHARGES TO EXISTING WATERCOURSE

PASTURE

POST & MESH BAY FENCE

LYNNWOOD

375350 E

438930 N

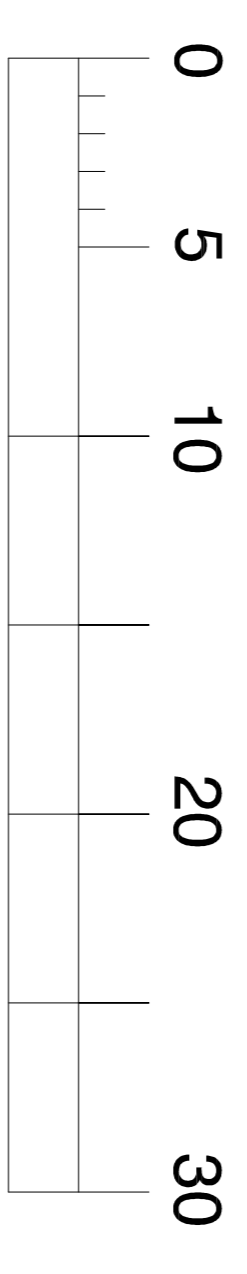
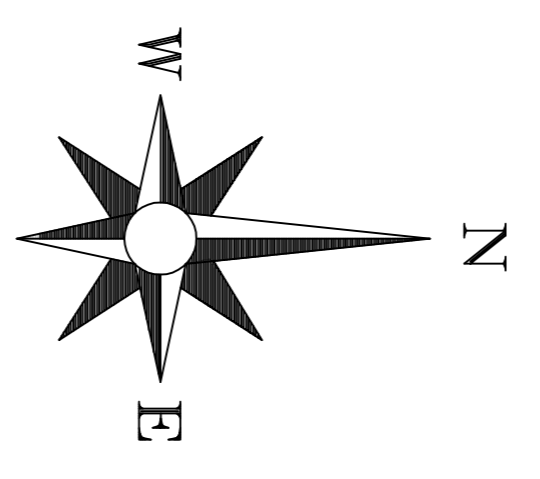
PROPOSED GRAVE ONE (CLEAN 118 person) SEWAGE TREATMENT PLANT

EXISTING SURFACE WATER DRAIN

Field access

PASTURE

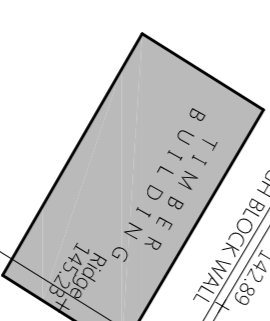
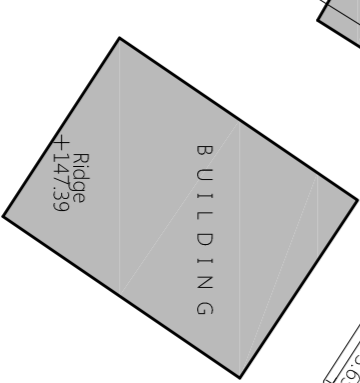
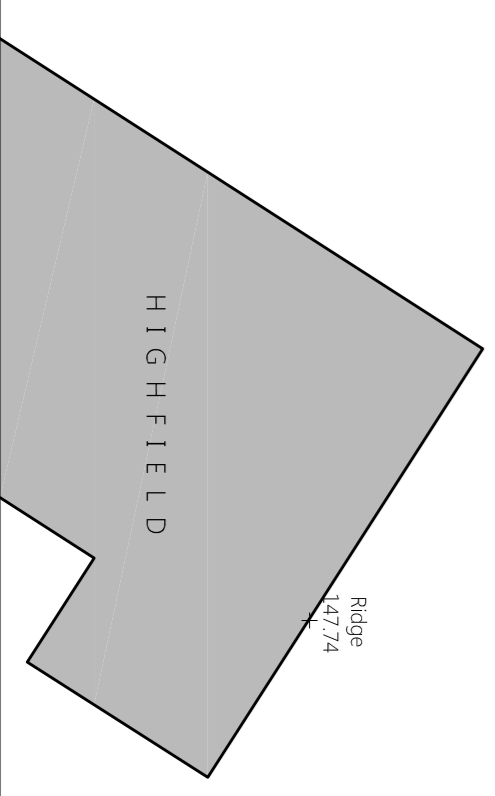
438930 N



SCALE BAR in METRES

438930 N

375250 E



31.5m VISIBILITY SPLAY

34.5m VISIBILITY SPLAY

438930 N

Revisions A REMOVED STORAGE CONTAINER MOVED NEXT TO SHOW CHANGES TO PAVED AREAS 11/10/23

Project: PROPOSED HOLIDAY LODGE DEVELOPMENT LAND AT TORNS FARM, PENDLETON RD, WISWELL

Drawing: drainage plan

Client: MRS. L. SAGAR

adm design

Royds House, Harden Road, Kettlewell, Barnsley, S75 6TS
Tel: 01931 557214 Email: adm@admdesign.co.uk

Scale(s) 1:200 @ A1 Date JULY 2023
Drawing no. ADM/23/04/07 Rev. A