

EXISTING SURFACE WATER DRAIN DISCHARGES TO EXISTING WATERCOURSE

PASTURE

POST & MESH BAY FENCE

LYNNWOOD

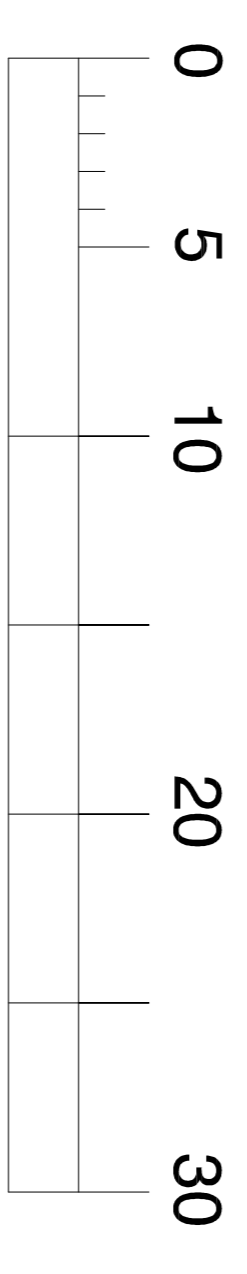
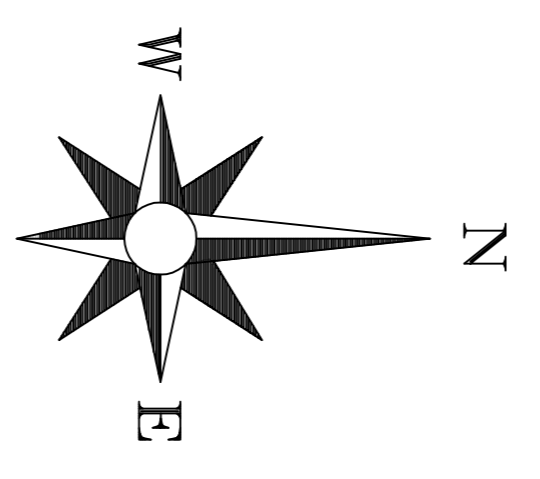
375350 E

PROPOSED GRAVE ONE (CLEAN 118 person) SEWAGE TREATMENT PLANT

EXISTING SURFACE WATER DRAIN

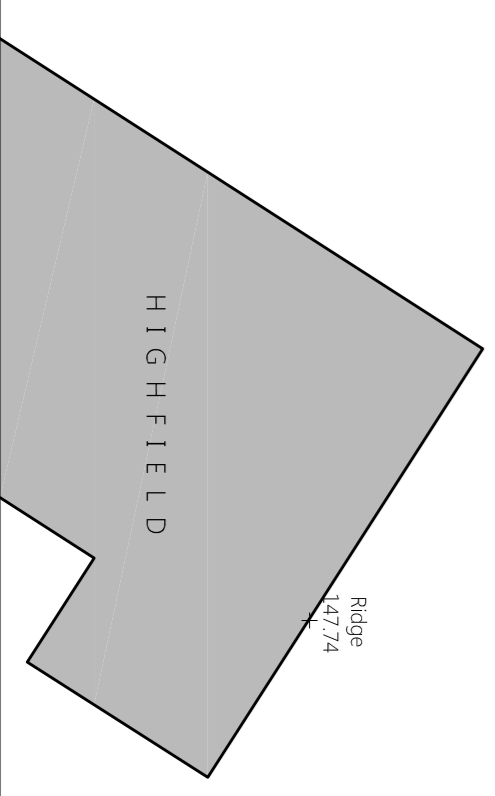
Field access

PASTURE

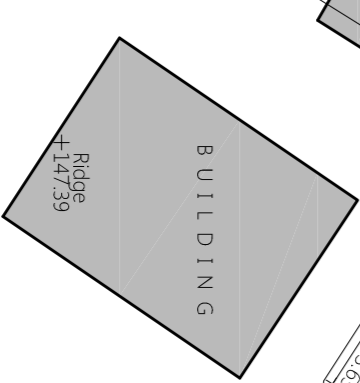


SCALE BAR in METRES

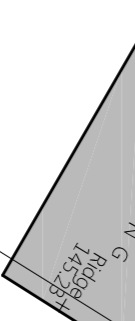
375250 E



HIGHFIELD



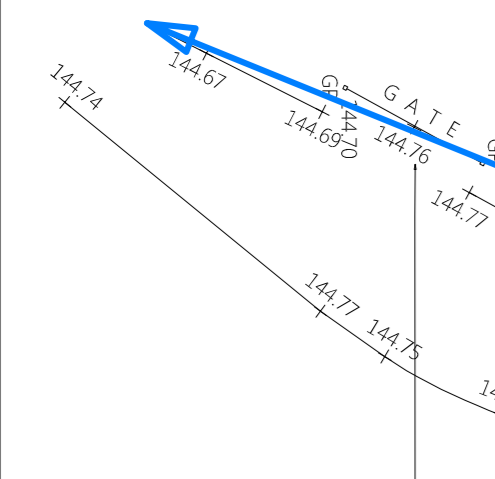
BUILDING



BUILDING

31.5m VISIBILITY SPLAY

375300 E



BUILDING

adm design

Royds House, Harden Road, Kettlewell, Barnardswick, BB9 6TS
Tel : 07931 557214 Email: adm@design @btconnect.com

Scale(s) 1:200 @ A1 Date JULY 2023
Drawing no. ADP/23/04/07 Rev. B

Client: MRS. L. SAGAR

drainage plan

Project: PROPOSED HOLIDAY LODGE DEVELOPMENT
LAND AT TORNS FARM, PENDLETON RD, WISWELL

Revisions:
A SHOW CHANGES TO DRAWING AREAS
B REDUCED LENGTH OF DIMENSIONS

34.5m VISIBILITY SPLAY