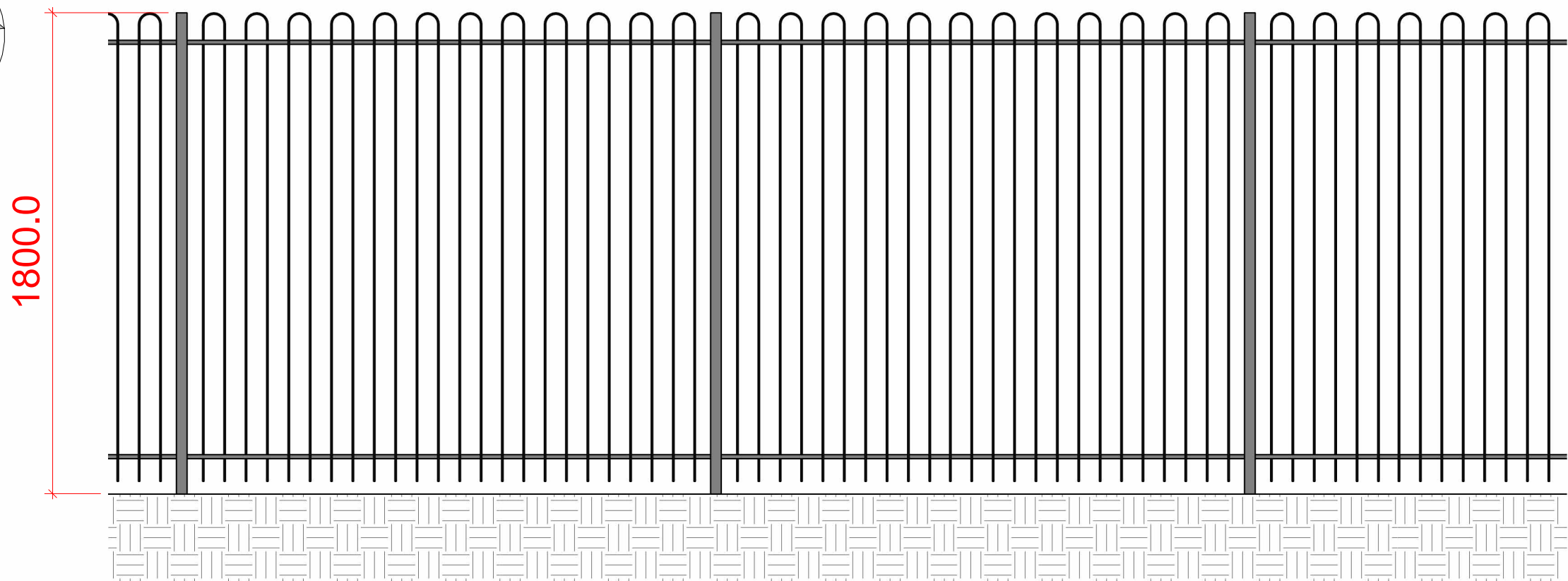
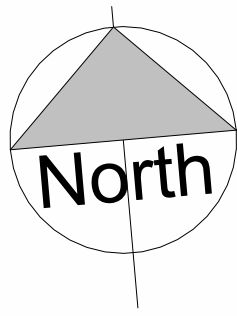
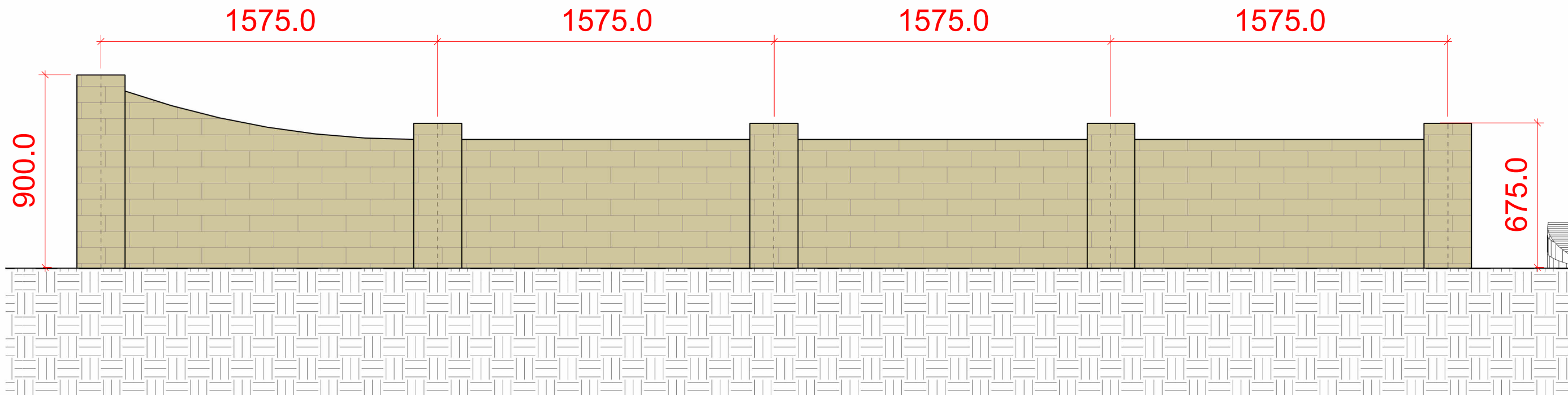


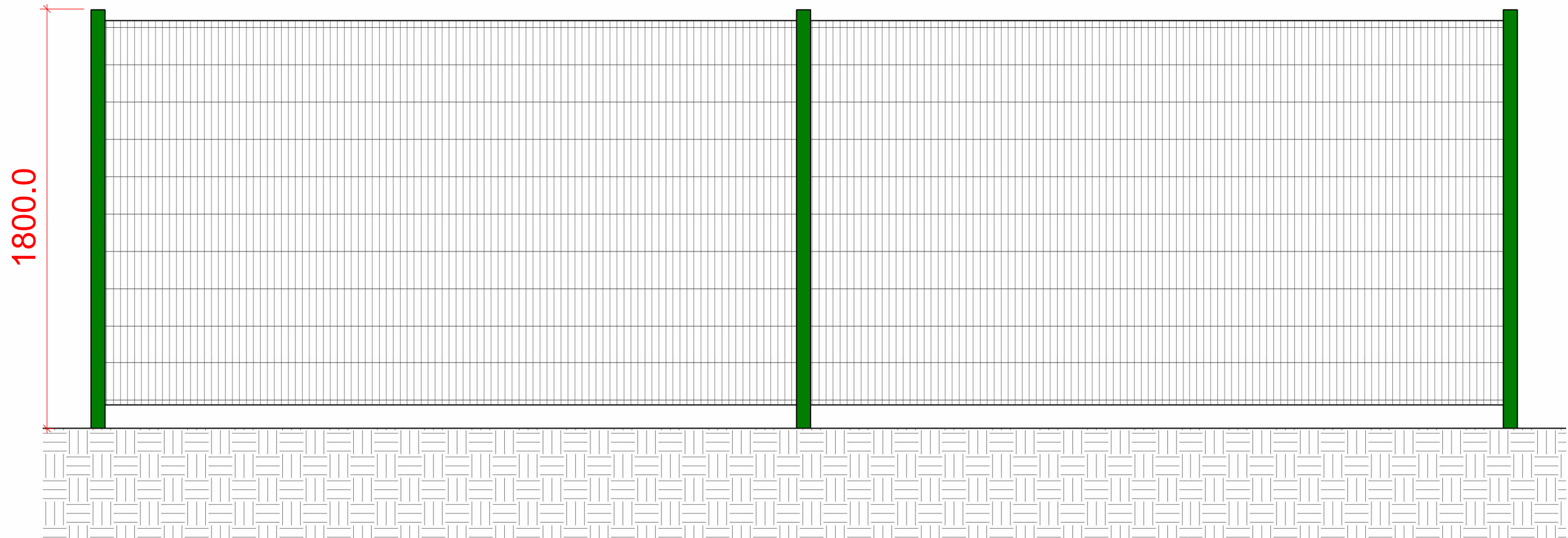
Boundary Treatment Plan
1 : 500



Boundary - Metal Hoop Railing
1 : 20



Boundary - Low Height Stone Wall (Entrance)
1 : 20

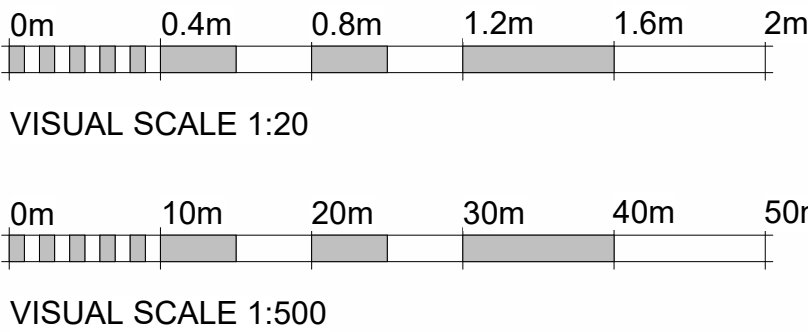


Boundary - Existing & Proposed Mesh Fence (Indicative)
1 : 20

BOUNDARY TREATMENTS KEY:

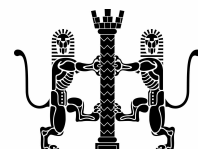
- LOW HEIGHT STONE WALL
- 1800MM HIGH METAL HOOP TOP RAILINGS
- EXISTING GREEN MESH FENCE TO SCHOOL BOUNDARY
- HEDGING
- NEW 1800MM HIGH MESH FENCING

NOTE: For final landscaping proposals refer to TEL Landscape drawings ref MR22-142/101 & MR22-142/102.



DRAWING REVISIONS				
REV	DESCRIPTION	DATE	BY	CHK
A	Stone walling boundary treatment reduced to just the site entrance with hedging to the rest of the boundary adjacent the proposed spine road.	31.01.23	JA	TE
B	Close boarded fencing to the east boundary omitted and replaced with metal mesh fencing. Change made to suit client comments.	20.02.23	JA	TE
C	Footpath location amended, co-ordination amendments, sub-station shown.	16.03.23	JA	TE
D	General amendments made including wall vent locations indicatively shown on drawing. P.V panel numbers updated as guided by M&E Consultant. Landscaping co-ordinated to suit TEL Landscape drawings.	24.03.23	JA	TE
E	Timber boarded fence omitted from project. Proposed 1800mm high mesh fencing extended along the boundary to the car park.	29.03.23	JA	TE

NOTES
DO NOT SCALE. USE FIGURED DIMENSIONS ONLY.
ALL DIMENSIONS TO BE VERIFIED ON SITE PRIOR TO THE COMMENCEMENT OF ANY WORK OR THE PRODUCTION OF ANY SHOP DRAWING. ALL DISCREPANCIES TO BE REPORTED TO THE ARCHITECT.
THIS DRAWING IS TO BE READ IN CONJUNCTION WITH ALL RELATED ARCHITECTS AND ENGINEERS DRAWINGS AND ANY OTHER RELEVANT INFORMATION.
THIS DRAWING IS COPYRIGHT © OF DWA ARCHITECTS (LONDON) LTD.



DWA Architects (London) Ltd
Cyclops House
Link Business Park
United Kingdom
YO10 3JB

01904 544 400
dwa@dwa-architects.co.uk
www.dwa-architects.co.uk

CLIENT Eric Wright Group			
PROJECT Proposed Care Home, Standen Central Site, Clitheroe			
DRAWING TITLE Proposed Boundary Treatment Plan			
DWA PROJECT NO. G5709	DWA DWG NO. 194	REV E	
DRAWING STATUS PLANNING			
SCALE As indicated @ A1	DATE 04.01.23	DRAWN BY JA	CHECKED BY TE
BIM JOB NO. 220018 SUITABILITY CODE SUITABILITY DESCRIPTION DOCUMENT NAME (BS EN ISO 19650) 220018-DWA-XX-XX-DR-A-194-E-Proposed Boundary Treatment Plan			