
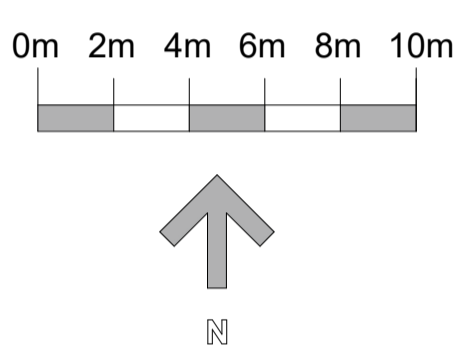
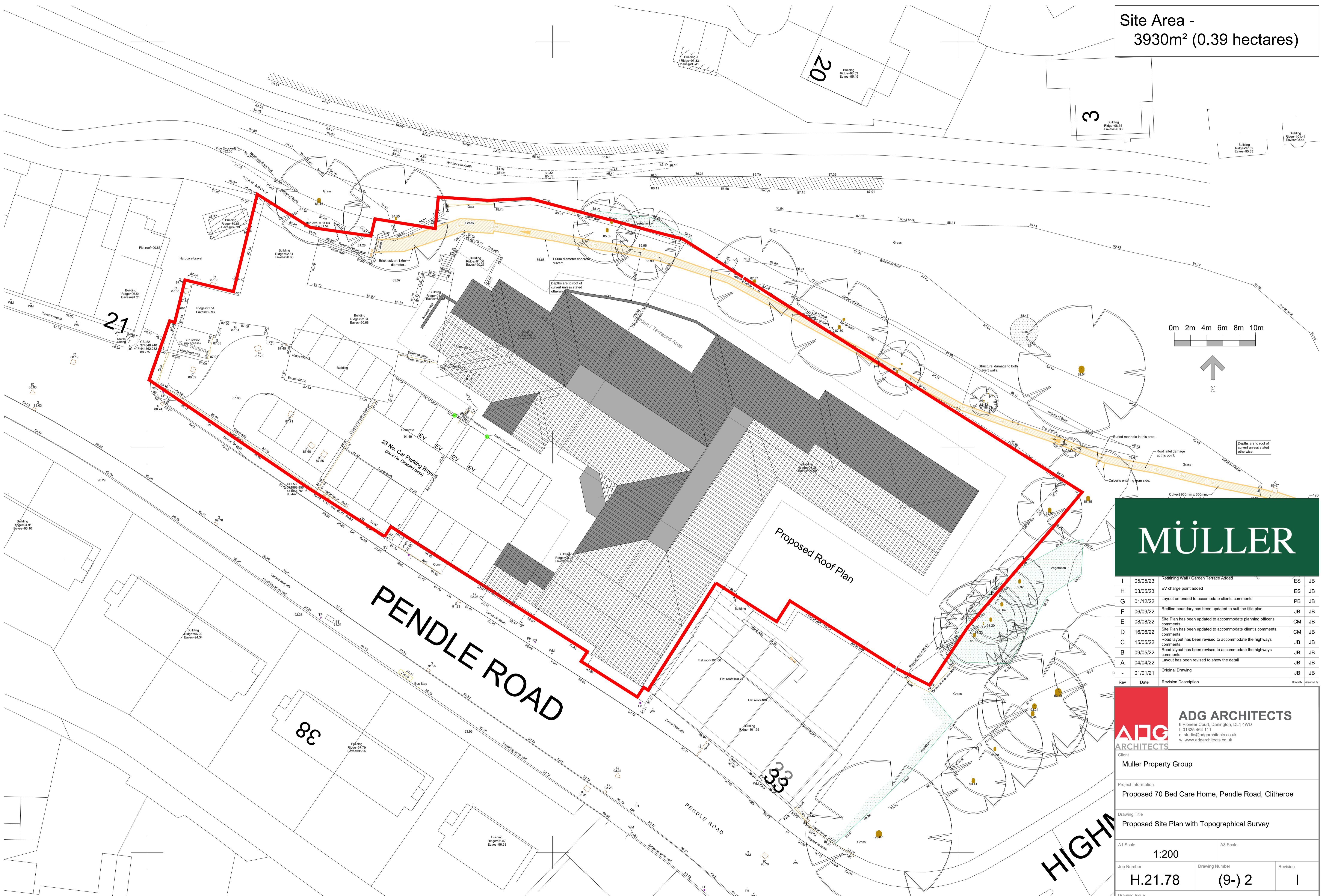


Site Area -
3930m² (0.39 hectares)



Rev	Date	Revision Description	Drawn By	Approved By
I	05/05/23	Retaining Wall / Garden Terrace Added	ES	JB
H	03/05/23	EV charge point added	ES	JB
G	01/12/22	Layout amended to accommodate clients comments	PB	JB
F	06/09/22	Redline boundary has been updated to suit the title plan	JB	JB
E	08/08/22	Site Plan has been updated to accommodate planning officer's comments	CM	JB
D	16/06/22	Site Plan has been updated to accommodate client's comments	CM	JB
C	15/05/22	Road layout has been revised to accommodate the highways comments	JB	JB
B	09/05/22	Road layout has been revised to accommodate the highways comments	JB	JB
A	04/04/22	Layout has been revised to show the detail	JB	JB
-	01/01/21	Original Drawing	JB	JB

ADG ARCHITECTS
6 Pioneers Court, Darlington, DL1 4WD
t: 01325 464 111
e: studio@adgarchitects.co.uk
w: www.adgarchitects.co.uk

Client: Muller Property Group

Project Information: Proposed 70 Bed Care Home, Pindle Road, Clitheroe

Drawing Title: Proposed Site Plan with Topographical Survey

A1 Scale: 1:200 A3 Scale:

Job Number: H.21.78 Drawing Number: (9-) 2 Revision: I

Drawing Issue: **PLANNING**