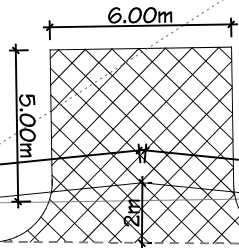


Kemple View

Brentwood

OS ref: SD 751 382



43.00m

43.00m

⊕ 142.00m

Pendleton Road

⊕ 143.00m

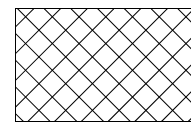
⊕ 144.00m

VISIBILITY SPLAY PLAN

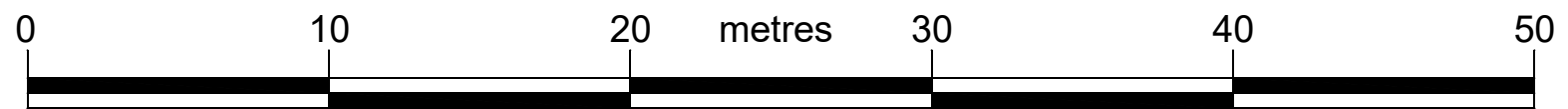
Client: Mr D Higgins		
Project: Proposed Vehicle Access Brentwood Pendleton Road Wiswell		
Dwg title: Proposed Layout Plan		
Scale @ A3: 1:250	Date: 02.06.23	Drawn by: PD
Drawing no. 1463 - 02		Rev. A

⊕ 143.00m

OS ground levels



new driveway access



PD Construction Consultants
 7 Beech Street, Clitheroe, Lancs
 BB7 2LL
 tel: 07976 771297
 email: pdcc@hotmail.co.uk