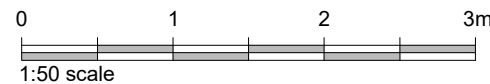
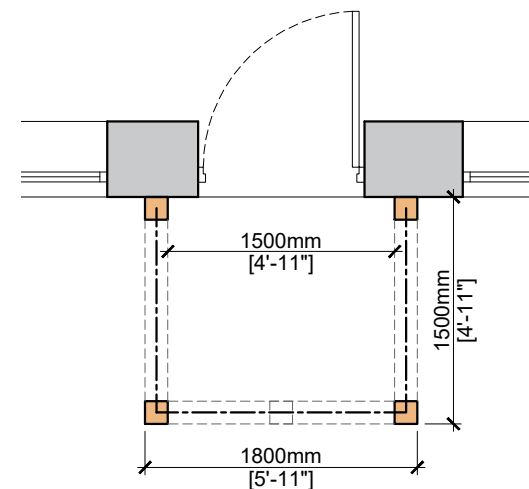




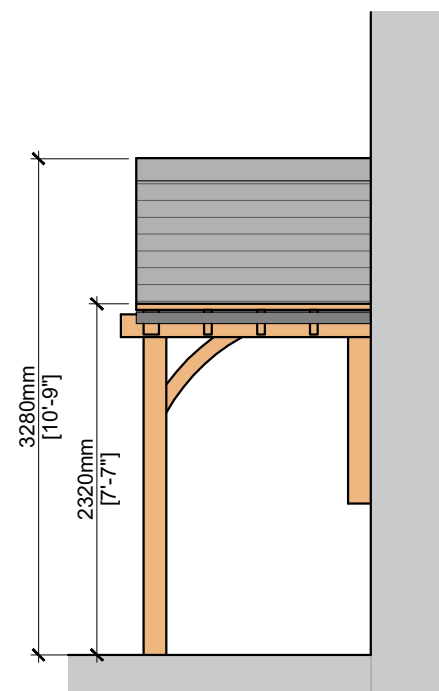
Proposed Elevation Scale 1:50



This drawing is to be read in conjunction with all relevant Architect, consultants' and specialists' drawings and specifications. The Architect is to be notified of any discrepancies before proceeding. Do not scale from this drawing. All dimensions and levels are to be checked on site. This drawing is subject to copyright. All work carried out before Planning and Building Permission has been granted is at the contractor/clients risk.
Note: proposed drawing based on OS dwg information. All illustrated dimensions are approximate and all site dimensions are to be checked on site and subject to site survey.



Proposed Floor Plan Scale 1:50



Proposed Side Elevation Scale 1:50

Client
Mr T Ives
Job Title
Proposed Alterations to
29 Church St
Ribchester

Drawing Title
Proposed Porch Plans and Elevations
Scale
1:50 @ A3
Date
June 2023
Drawn
BWT

spa
SUNDERLAND PEACOCK ARCHITECTS
SUNDERLAND PEACOCK & ASSOCIATES LTD.
HAZELMERE, PIMLICO ROAD, CLITHEROE
LANCASHIRE, BB7 2AG
T 01200 423178 F 01200 427328
E info@sunderlandpeacock.com
www.sunderlandpeacock.com



6900 - SK01
REV
-