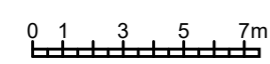
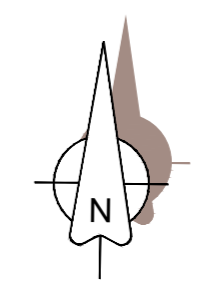
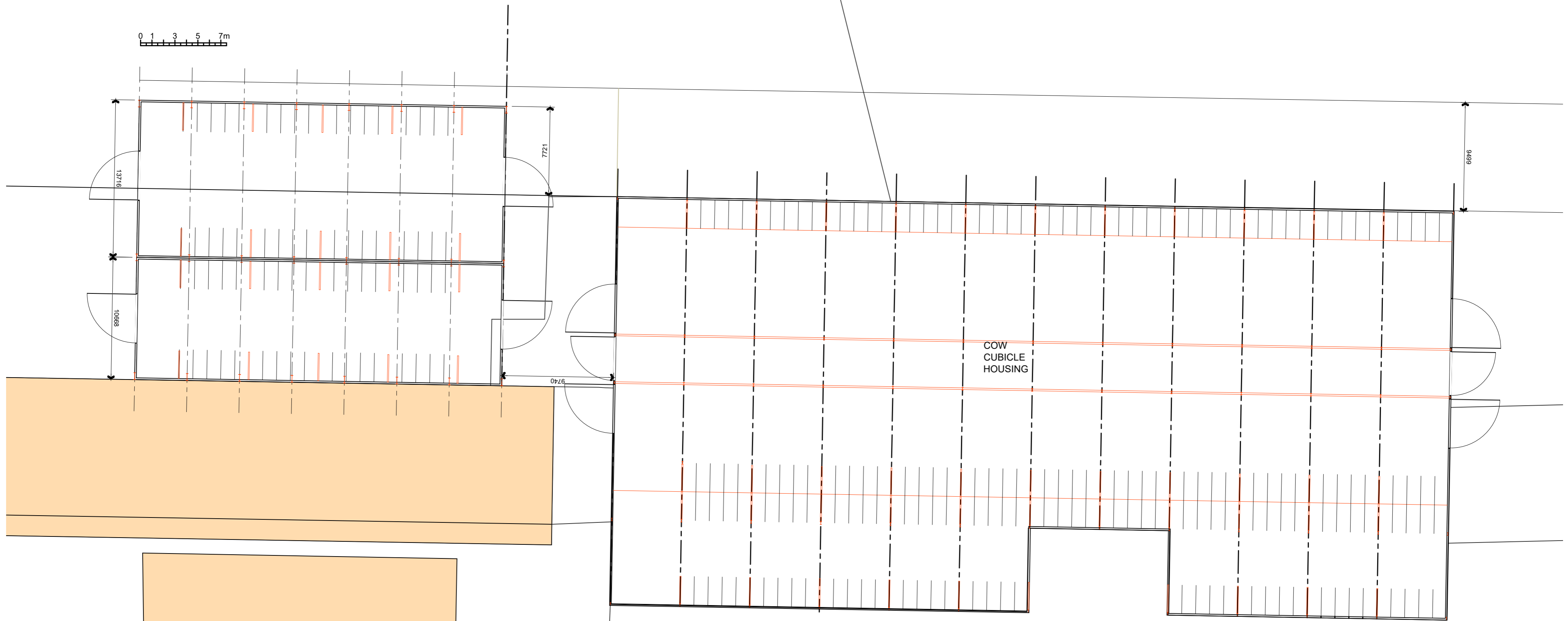


Floor Plan
scale 1:250



NOTES
THIS DRAWING IS TO BE READ IN CONJUNCTION WITH ALL OTHER DRAWINGS FOR THIS PROJECT.
ALL LEVELS AND DIMENSIONS ARE TO BE CHECKED ON SITE BY THE CONTRACTOR, PRIOR TO
PLACING ORDERS OR COMMENCING ANY OF THE RELEVANT WORKS.
ALL DIMENSIONS ARE IN METRES UNLESS STATED OTHERWISE.
ANY DISCREPANCIES BETWEEN THE INFORMATION SHOWN ON THE PLAN AND THAT FOUND ON
SITE ARE TO BE REPORTED TO THE DESIGNER IMMEDIATELY.



Rev.	Date	Description
------	------	-------------

A.L.H. Design Services
Barley Cottage, Brewery Street, Longridge, Lancs
PR3 3NB, Tel & Fax : (01772) 785719

Client
Mr S Forshaw,
Bolton Fold Farm,
Alston Lane, Alston,
Longridge,
Nr Preston, Lancs, PR3 3BN

Job/Scheme Title
ERECTION OF ADDITIONAL
CALFING SHED

Drawing Title

PROPOSED SITE PLAN

Job/Scheme Number	Drawing Number		
0702/93	Drawing No 09		
Scale	Date	Drawn	Checked
1 / 250	June23	a.t.l-h.	