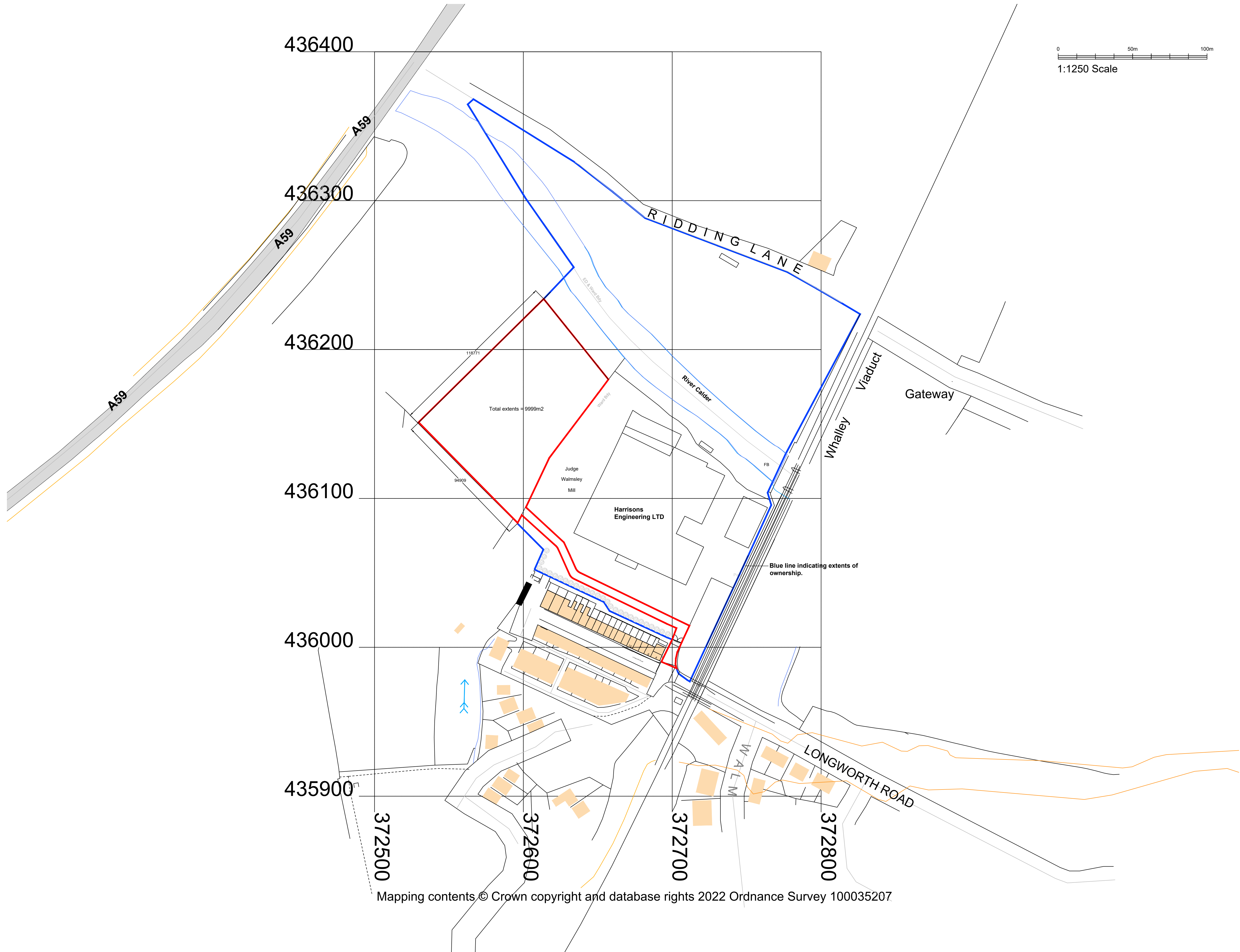
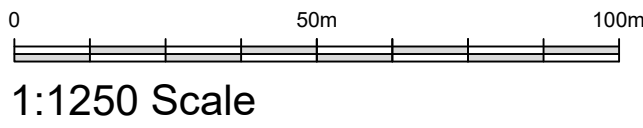
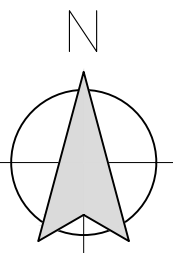


This drawing is to be read in conjunction with all relevant Architect, consultants' and specialists' drawings and specifications. The Architect is to be notified of any discrepancies before proceeding. Do not scale from this drawing. All dimensions and levels are to be checked on site. This drawing is subject to copyright. All work carried out before Planning and Building Permission has been granted is at the contractors risk.



Rev C: Reduced to 9999m2. 02.10.2024.  
Rev B: Updated for Planning App. 01.09.2023.  
Rev A: Updated for Planning App. 25.08.2023.

rev date/ints description

project  
Harrisons Engineering LTD

Client  
Harrisons Engineering LTD  
Judge Walmsley Mill  
Longworth road  
Billington  
BB7 9TP

dwg purpose  
Location Plan

**Harrison Architecture LTD**  
38 Salthill Road  
Clitheroe  
Lancashire  
BB7 1NU  
Email: Craig\_leigh\_harrison@yahoo.co.uk  
Mobile: 07539 302831

scale 1:1250 003 C  
@ sheet size A1 drawing number revision