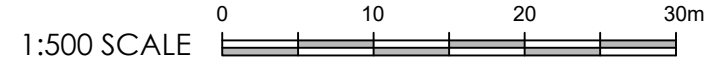
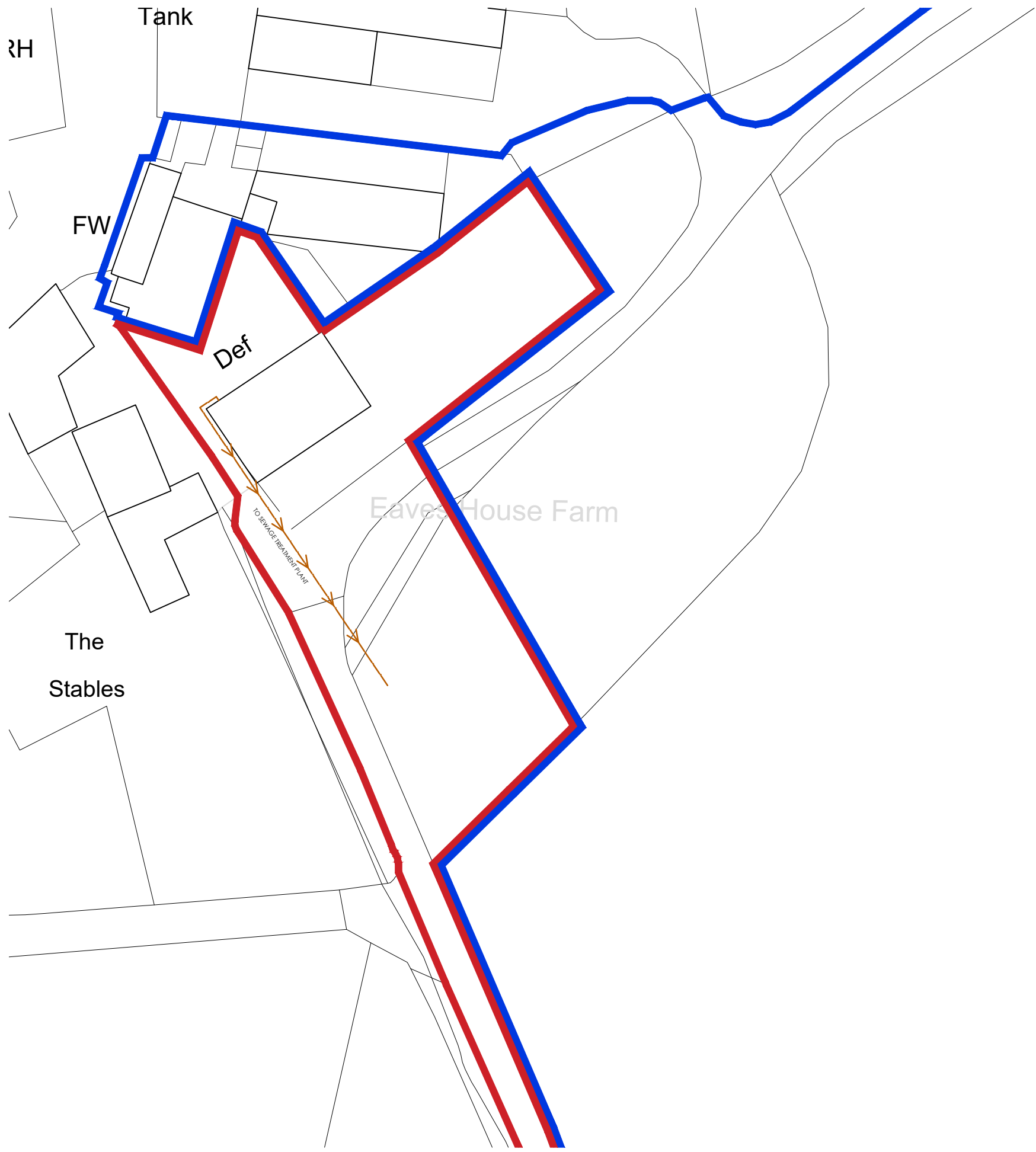
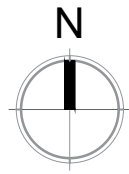


This drawing is to be read in conjunction with all relevant Architect, consultants' and specialists' drawings and specifications. The Architect is to be notified of any discrepancies before proceeding. Do not scale from this drawing. All dimensions and levels are to be checked on site. This drawing is subject to copyright. All work carried out before Planning and Building Permission has been granted is at the contractor/clients risk.



no.	by	revision	date
-----	----	----------	------

Client
Mr and Mrs O'Gorman

Job Title
**Proposed Internal Alterations at
Eaves House Farm
West Bradford
Clitheroe
BB7 3JF**

Drawing Title
Proposed Site Plan.

Scale 1:500 @A3	Date OCT '23	Drawn TdM
---------------------------	------------------------	---------------------



SUNDERLAND PEACOCK & ASSOCIATES LTD.
HAZELMERE, PIMLICO ROAD, CLITHEROE
LANCASHIRE, BB7 2AG
T 01200 423178 F 01200 427328
E info@sunderlandpeacock.com
www.sunderlandpeacock.com



6955 - S03