

FRONT ELEVATION





REAR ELEVATION



Constraints to be considered for EWI installation:	
Rainwater Pipes, Wastewater Pipes & SVP	2no RWP at front (1 is for canopy), 1no RWP at rear and 1no on outbuilding. No external SVP. Wastewater pipe connected to outbuilding. Gully but no wastewater pipe from kitchen.
Background Ventilator Grilles	To be extended out to face of EWI if still required based on ventilation strategy
General Facade Fixtures	Lights, sensor, timber shelf at front. Lights, satellite at rear.
Air Source Heat Pump	Trunking, Switches and Pipework to be moved or extended to face of EWI.
Boundary Fence/Rear Decking Abutting Building	To be cut back to allow EWI on party wall line.
Trickle Vents	Present Present on all windows
External Electrical Sockets	To be moved out to face of EWI
Bin Store	To be considered when installing EWI
External Tap	To be extended out to face of EWI


ADDITIONAL



**Material Index**

1. Roof to be extended to allow eaves extension of min. 40mm past face of EWI
2. Replacement composite doors to PAS24. Colour TBC
3. External wall insulation with cream render finish
4. New black uPVC rainwater goods

Applies to each elevation as required



**Michael Dyson associates ltd**

Excellence in Housing Consultancy

West House, Meltham Road, Honley,  
Huddersfield HD9 6LB  
t. 01484 666888 f. 01484 664186  
w. www.mdysn.co.uk

CLIENT :

Onward Homes

PROJECT :

Retrofit and Refurbishment Works  
Lancashire  
12 Kirkfield, Chipping, PR3 2GL

TITLE :

Proposed Property Elevations

DRAWN BY :	TC	APPROVED BY :	
DATE :	22.08.2023	DATE :	
SCALE :	N.T.S	ORIGINAL DRAWING SIZE 297 x 420 - A3	
DRAWING No.:	9005-02 (P)-20158	REV.	P01

ARCHETYPE (P)