




Tree Number	Stem Width at 1.5 metre	2 <sup>nd</sup> Stem Width if Multi Stem
T1	605 mm	/
T2	287 mm	319 mm
T3	350 mm	
T4	541 mm	
T5	239 mm	264 mm
T6	287 mm	

**Legend**

- Heat Pumps
-  Planning Red Line
-  Tree Stumps
-  Tree Crown Location



**NOTES:**  
 DISCLAIMER  
 Copyright originator  
 Do not scale  
 All dimensions must be checked on site  
 Read in conjunction with supporting documentation  
 Originator accepts no responsibility for accuracy of third party information contained  
 Users of this documentation are responsible for checking which revision is current



[www.chippingcommunityenergy.co.uk](http://www.chippingcommunityenergy.co.uk)

[www.prospus.co.uk](http://www.prospus.co.uk)  
 The Carlisle Office  
 (+44) 1228 900 949

CLIENT: Chipping Community Energy

PROJECT: Chipping Community Energy Network

ISSUING ORGANISATION:  
 Prospus Group Ltd

DOCUMENT TITLE: Tree Plan for Chipping House and Maycroft House

SCALE 1:250 @A3

REV.1

22\_011-CCE-TP 01