





This drawing is to be read in conjunction with all relevant consultants' and specialist drawings. Notify the Contract Administrator of any discrepancies before proceeding. Do not scale from this drawing. All dimensions are to be checked on site. This drawing is subject to copyright.

LEGEND

-  Fence Type A - solid metal panel 2.4m high
-  Fence Type B - welded mesh 2.4m high
-  Gate - welded mesh
-  Vehicle barrier - Armco



Fence Type A - solid metal panel 2.4m high



Fence Type B - welded mesh 2.4m high



Vehicle barrier - Armco

1 Plot and Fencing Layout
1 : 250

1	DS	JP	Planning Issue	2024 03 04
no	by	chk	revision details	date

client



project
Contractors Village

by	chk	date	scale	sheet size
DS	JP	03/04/24	1 : 250	A1

title
Plots and fence layout

P	7235 L(1-)-51	revision
		1

