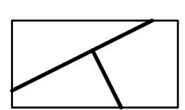



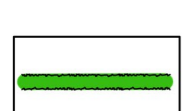
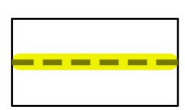










KEY & NOTES

-  Proposed cow barn
-  Existing Woodland to be Retained
-  Proposed Native Trees at 20m spacing along hedgerow
Species to include:
AC - Acer campestre 10-12cm girth, RB (8no)
AG - Alnus glutinosa 12-14cm girth, RB (8no)
CB - Carpinus betulus 10-12cm, RB (8no)
FS - Fagus sylvatica 10-12cm girth, RB (10no)
QR - Quercus robur 10-12cm girth, RB (11no)
TC - Tilia cordata 12-14cm girth, RB (12no)
-  Proposed Native Woodland Mix
2:100m² - Bare root whips 50-90cm, 1m spacing, species to include:
Acer campestre
Alnus glutinosa
Betula pendula
Carpinus betulus
Corylus avellana
Ilex aquifolium
Fagus sylvatica
Prunus spinosa
Quercus robur
Tilia cordata
-  Existing Hedge
-  1194 lin/m Proposed Mixed Native Specieses Hedge
60-80cm bare root stock, 5no. per lin/m
Species to include:
- Crataegus monogyna
- Rosa canina
- Corylus avellana
- Acer campestre
- Prunus spinosa
-  Existing Pond

-  Proposed grass
-  Existing Astro turf cow track
-  Proposed permeable gravel footpath
-  Proposed concrete hardstanding
-  Proposed permeable gravel access track
-  Existing farm track
-  Existing hardstanding

Preparation of Ground Flora Areas
Rubbish, concrete, metal, glass and decayed vegetation are to be removed and disposed of off site. Stones with the largest dimension exceeding 75mm are to be removed from planting beds and disposed of off site. Substances injurious to plant growth including subsoil, rubble, fuel and lubricants should be removed and disposed of off site. Existing scrub and weed layer to be removed from site or chopped up to be incorporated during cultivation. Move soil around site to create required levels. Levels to be agreed on site. Control of 'weeds' by repeated applications of a herbicide (e.g. glyphosate) over the growing season and/or repeated cultivation to exhaust weeds (fallowing). Unwanted vegetation can be cut back and removed from site or chopped up to be incorporated during cultivation.

Seed bed cultivation:
Cultivate the soil to 150mm depth to alleviate compaction, then rake or harrow, and roll to produce a fairly fine, firm surface. Finished seedbed should be firm enough to walk on without leaving impressions and be free of obstructions (e.g. large stones or bricks), and from deep ruts or ridges, due to future mowing requirements. Use 'stale seedbed technique' to address issue with annual weeds whose seeds will remain in the soil after clearance - i.e. once seedbed has been prepared, delay sowing seed mixture until after flush of weed seed germination has been killed (by spraying or shallow cultivation). Seedbed is now 'stale' and has a reduced weed seed burden. Note: Soil cultivation around established trees and hedges can be very damaging to tree and shrub roots - only surface treatments are safe here.

Sowing:
Seed sowing in August - September or March-April following preparation as set out above. Seed Mix to be sown at a rate of 2-5g/m² to allow an extended period of establishment with room for both fast growing grasses and slower germinating flower seeds.

Protection of Ground Flora areas:
Once seeded, all reasonable precautions shall be taken to ensure that pedestrian and other traffic does not cross areas ground flora during cultivation, seeding or establishment.

Native Marginal Aquatic Planting
No works associated with the creation of native planting will be carried out until all adjacent construction activities are complete.

Rubbish, concrete, metal, glass and decayed vegetation are to be removed and disposed of off-site. Re-graded areas are to be feathered into the existing levels using subsoil within the upper 300mm (min). Adjacent areas which may have been disturbed but have not been re-graded, should be stripped of topsoil to 300mm and subsequently deep ploughed to a minimum of 500mm in order to reduce the fertility of the till prior to seeding. All other undisturbed areas which are to be cultivated, but are not disturbed by any construction activity are to be sprayed with a suitable residual herbicide. After a suitable time period, i.e. when the sward has died off, the areas should be stripped of topsoil to a depth of 300mm. All earthworks including topsoil stripping, subsoil stripping, soil spreading works and cultivation activities, shall only be carried out when the soil is sufficiently dry that no damage to the structure of the soil will result. The handling of soil and subsoil generally, should be kept to a minimum.

Seed bed cultivation:
All areas to be seeded are to be cultivated to create a well broken seed bed, forming a minimum lith of 25mm which crumbles easily. Stones larger than 70mm in any dimension are to be picked and disposed of in a suitable manner. All cultivation works are to be undertaken in late summer prior to the seed being sown. If necessary, the cultivated subsoil should be sprayed with a suitable non-selective herbicide to control emerging weeds prior to seeding.

Topsoil
All topsoil to be of good quality in accordance with BS 3882:2015. Depth for planting beds 450mm minimum, and for turf 150mm minimum.

Plants/Trees General
To be materially undamaged, sturdy, healthy and vigorous in condition. To be of good shape without elongated shoots and characteristic of the species. To be grown in a suitable environment in order to be fully hardy. To be free from pests, discoloration, weeds and physiological disorders. Budded or grafted plants to be bottom worked. All trees, hedging, shrubs and plants to comply with BS 3936 specification for nursery stock. Species will be true to name and of British origin/provenance where appropriate.

Do not substitute species, variety and form, or reduce the specified number/density of plants without prior agreement. Note: sizes shown are minimum. All planting to be watered as required immediately after planting. All new trees to be positioned in accordance with the requirements of Table A 1, BS5837:2012. All new turf to be fine quality e.g. Festival by AllTurf or equivalent and laid in accordance with BS 3969 1998 + A1:2013. Any works to existing trees to be carried out in accordance with the guidance set out in BS3998:2010.

Native Hedges and Woodland Planting
Native hedging and woodland whip plants to be protected from rabbits using rabbit guards. To be kept free of weeds during establishment using secured mulch matting. Bare root plants to be notch planted to depth of root collar in accordance with BS4428. Container grown plants to be planted to depth of original root collar in accordance with BS4428. All plants planted into mulch mats to be planted with appropriate long release fertiliser pellets (e.g. Osmocote Tel: 01282 873333), applied in accordance with the manufacturer's recommendations and directions. Selective thinning for long term management to be undertaken every 5 to 7 years until woodland structure attained.

Tree Stakes
Stakes to be 65mm diameter tanalised softwood and pointed at one end. Top of stake to be 800mm above ground level and fixed to tree with 1 No suitable rubber tie. Stake to be firm in ground, position stake at time of planting.

SCHEDULE OF IMPLEMENTATION
The landscape works shall be carried out within 12 months from the date when building works are complete. Bare root and rootballed stock to be planted within the winter planting season (October to March). Seeding to be undertaken in Spring. Trees and large stock plants to be planted first. These seasons are subject to variation and timing should be clarified prior to planting in accordance with advice from the Horticultural Trades Association Tel: 0118 9303132