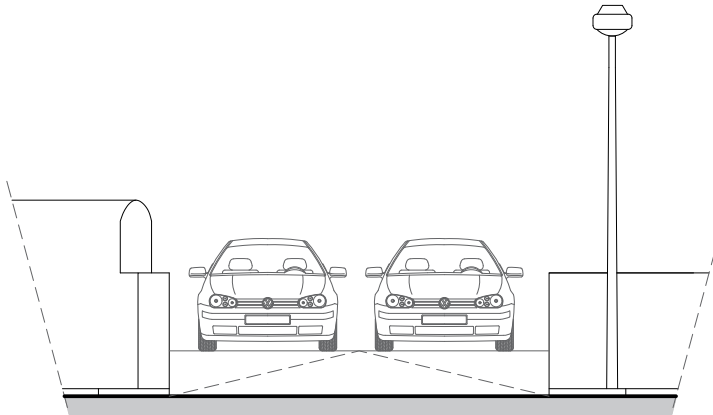
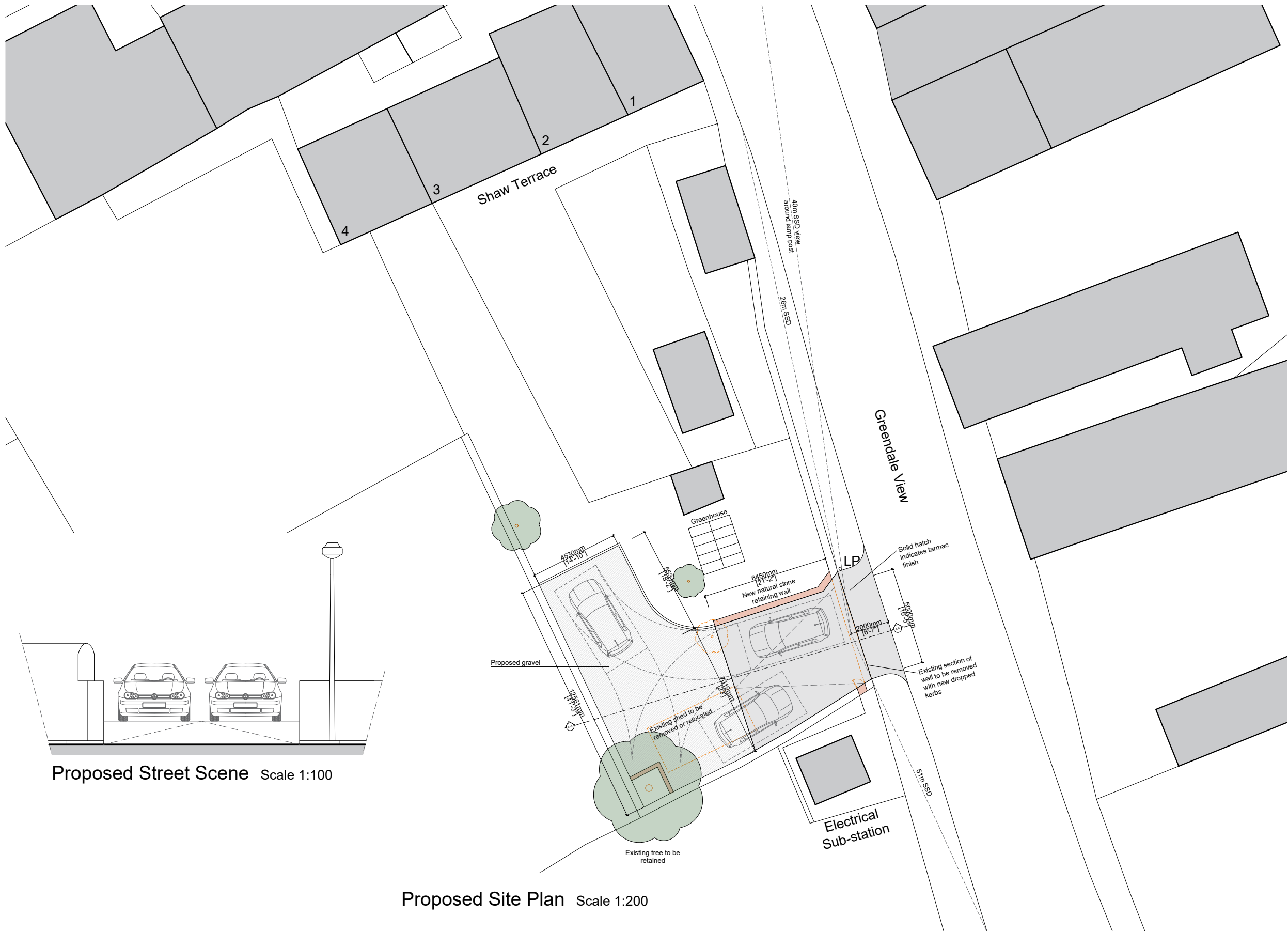
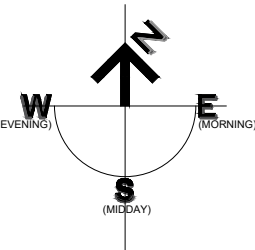


This drawing is to be read in conjunction with all relevant Architect, consultants' and specialists' drawings and specifications. The Architect is to be notified of any discrepancies before proceeding. Do not scale from this drawing. All dimensions and levels are to be checked on site. This drawing is subject to copyright. All work carried out before Planning and Building Permission has been granted is at the contractor/clients risk.

Note: proposed drawing based on OS dwg information. All illustrated dimensions are approximate and all site dimensions are to be checked on site and subject to site survey.

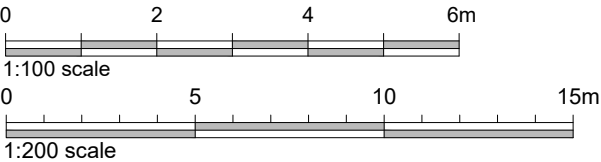


Proposed Street Scene Scale 1:100

Proposed Site Plan Scale 1:200



Proposed Section A-A Scale 1:100



Client		
Ms D Murray		
Job Title		
Proposed New Driveway at		
Fern Cottage, 4 Shaw Terrace		
Grindleton		
Drawing Title		
Proposed Site Plan, Section and		
Street Scene		
Scale	Date	Drawn
1:200 @ A3	October 2023	BWT

spa
SUNDERLAND PEACOCK ARCHITECTS
SUNDERLAND PEACOCK & ASSOCIATES LTD.
HAZELMERE, PIMLICO ROAD, CLITHEROE
LANCASHIRE, BB7 2AG
T 01200 423178 F 01200 427328
E info@sunderlandpeacock.com
www.sunderlandpeacock.com



6947 -P01

REV

-