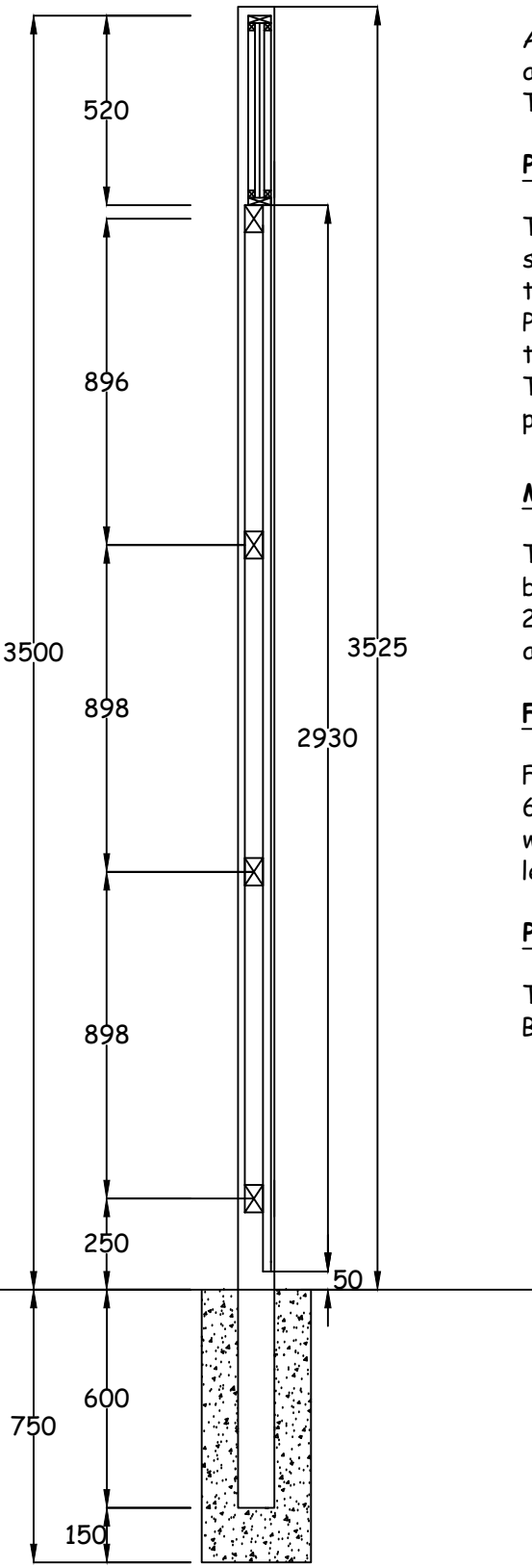
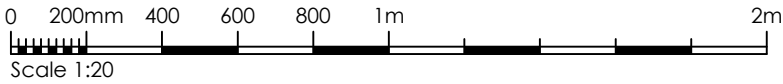


ELEVATION



SECTION

Specification

General

All components of the close boarded fencing are to be in accordance with the details and recommendations of B.S.1722 Part 5 1986 to which reference is made.
The following is a brief synopsis of the content of the standard:-

Posts

Timber posts are to be 100 x 100mm uniform cross section and shall be square cut across at their base. The tops of the post are to be weathered to prevent the lodgement of water.
Posts are to be set at 2000mm centers measured center to center of the posts and are to be set in the ground to a depth of 750mm.
The holes for the posts, to be set in concrete, shall not be less than 300mm square in plan or 300mm diameter if produced by an auger.

Main Rails

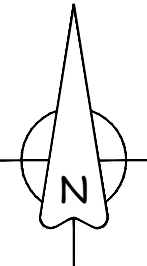
Timber rails shall be 100 x 50mm in section, with the center of the top rail being fixed 250mm from the top of the post and the center of the bottom rail 250mm from ground level. Middle rails to be equally spaced between the bottom and top rails.

Feather Edged Board Filling

Feather edged boards shall be cut 2 No. from 100 x 22mm timber with 13mm to 6mm tapers and shall be provided at not less than 12 per meter with 18mm laps when fixed. The boards shall finish 50mm above ground level.

Preservative Treatment

Timber shall be treated in accordance with the requirements for fencing timber B.S 5539 to give a category B (20 year) service life.



 Persimmon Homes Lancashire Persimmon House, Lancaster Business Park, LA1 3RQ Phone: 01524542000		Development	
Drawing Title 3000 Screen & Trellis		Date 02/24	Scale 1/20@A3
Drawing Status Planning Detail		Drawing Ref LSD.BT.F05.06	Drawn / Checked by - Rev -