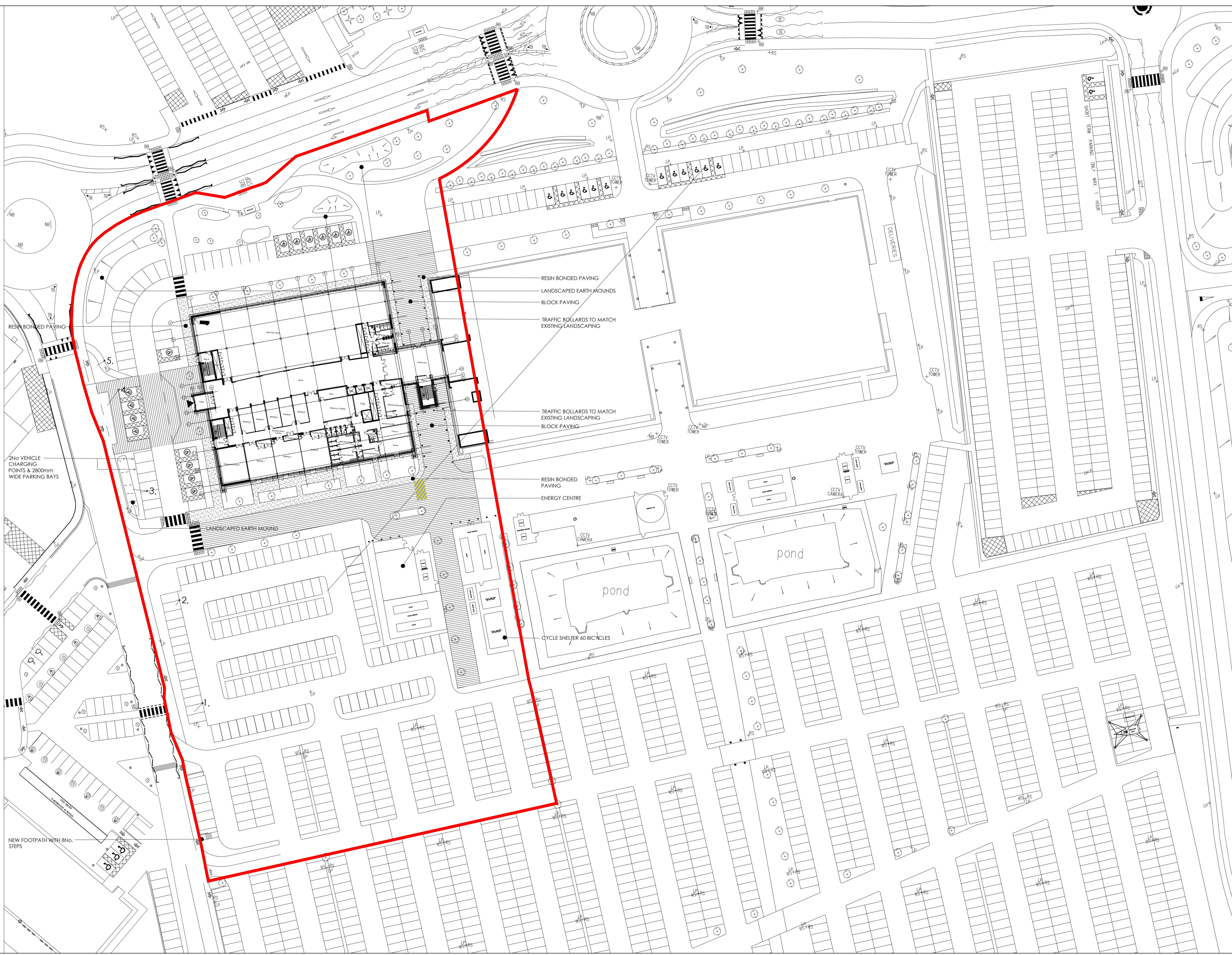


GENERAL NOTE  
DO NOT SCALE FROM THIS DRAWING



RESIN BONDED PAVING

2NO. VEHICLE CHARGING POINTS & 2800mm WIDE PARKING BAYS

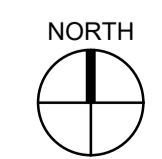
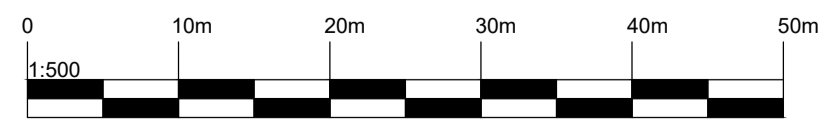
NEW FOOTPATH WITH 8NO. STEPS

RESIN BONDED PAVING  
LANDSCAPED EARTH MOUNDS  
BLOCK PAVING  
TRAFFIC BOLLARDS TO MATCH EXISTING LANDSCAPING

TRAFFIC BOLLARDS TO MATCH EXISTING LANDSCAPING  
BLOCK PAVING

RESIN BONDED PAVING  
ENERGY CENTRE

CYCLE SHELTER 60 BICYCLES



**cass**

architecture  
masterplanning  
landscape  
conservation  
sustainability  
ecology

Studio 204B The Tea Factory  
62 Wood Street  
Liverpool L1 4DU  
T +44 (0)151 707 0110  
E [cass.liverpool@cass-design.co.uk](mailto:cass.liverpool@cass-design.co.uk)  
W [www.cass-design.co.uk](http://www.cass-design.co.uk)

client  
**BAE SYSTEMS**  
project  
**SAMLESBURY**

purpose **PRELIMINARY**

drawing title  
**SITE PLAN:  
AS PROPOSED**

scale @ A1 1:500  
date 23.09.2024  
dm JT ch'kd GT

1686-101

REVISIONS				
Rev.	Description	Date	By	Chkd
-	-	-	-	-
-	-	-	-	-
-	-	-	-	-

This drawing is the property of Cass Associates and the information can only be reproduced with their prior permission

Original paper size (A1) 841x 594mm