

PVCu Casement Window

safeGUARD
WINDOW & DOOR SYSTEMS

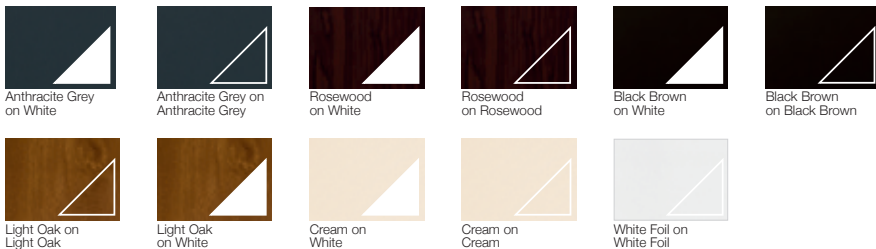
Safeguard PVCu windows perfectly compliment every time of home. Available in a huge variety of colours & styles, Safeguard PVCu casement windows will provide a “kerbside wow factor” which will make you the envy of the street.




-  10-year warranty
-  Choice of double or triple glazed
-  Wide choice of contemporary colours
-  Secured by design specification available

Colour range

Premium Finishes



Premium Plus Finishes



Thermal Performance

- ⊕ Double Glazed - A Rated
- ⊕ Triple Glazed - A+ Rated

Security:

- ⊕ PAS 24:2016 upgrade available
- ⊕ Secured by Design upgrade available

Guarantees:

- ⊕ 10 year profile integrity
- ⊕ 10 year manufacture



Single leg knock in beads - fast fitting



Award winning system



UK based supply chain



Most specified system in the UK for commercial usage



Future proof your installations – latest high-performance products



Tried and tested in UK weather conditions

Standard Unglazed Window Specification

- ⊕ Profile 22 Optima suite
- ⊕ Internally beaded (28mm glazing bead)
- ⊕ 60 x 70 mm Outer frame (QS02)
- ⊕ Reinforcing – RCM to Profile 22 specification – steel as required.
- ⊕ Maco MACH II shootbolt locking system
- ⊕ Yale friction hinges
- ⊕ ERA Maxim espag handles
- ⊕ Titon S Range trickle vents.

Security Upgrades Available - PAS24 & Secured by Design.


Guide Energy Ratings and u values based on Standard Specification windows (DGU)					
Guide energy rating	Guide U value (W/mk2)	Inner pane	Gas fill	Spacer Bar	Outer pane
A	1.4	Low e	Argon 90%	warm edge	Annealed
A+	1.4	Low e	Argon 90%	warm edge	low iron

Guide Energy Ratings and u values based on Standard Specification windows (TGU)							
Guide energy rating	Guide U value (W/mk2)	Inner pane	Gas fill	Spacer bar	Centre pane	Gas fill	Outer pane
A+	1	Low e	Argon 90%	warm edge	Low e	Argon 90%	Annealed

PVCu Window minimum and maximum sizes			
Style	Minimum Size (mm)	Maximum size (mm)	Comments
Fixed Light	200 x 300	3000 (any one side)	Overall maximum size no greater than 1750mm square
Top Hung	300 x 350	1317 x 1317	
Side Hung	350 x 350	817 x 1417	

These sizes are for guidance only. If you are unsure about a specific size or style limitations, please contact our technical team who will advise.

HANDLE COLOUR AVAILABLE




White



gold



Chrome



Black



Satin Silver

Cill sizes available:

- ⊕ 85, 150, 180, 225 mm

Add on sizes available:

- ⊕ 20, 35, 50 mm

Restrictor types available:

- ⊕ integral to friction hinge, hook & eye



PVCu Residential & French Doors

safeGUARD
WINDOW & DOOR SYSTEMS

Safeguard PVCu doors were designed to be secure. Manufactured using components from the industry's premium brands. Our doors are strong, secure, robust and gorgeous to look at.




-  Suited hardware
-  Multi point locks
-  Three-star Cylinder
-  PAS 24 & secured by design available

Colour range

Premium Finishes



Premium Plus Finishes



Thermal Performance

- ⊕ Double Glazed - 1.3wm/k2
 - ⊕ Triple Glazed - 1.0wm/k2
- Typical - based on HTF standard double and triple glazing specification

Security:

- ⊕ PAS 24:2016 upgrade available
- ⊕ Secured by Design upgrade available

Guarantees:

- ⊕ 10 year profile integrity
- ⊕ 10 year manufacture



Single leg knock in beads - fast fitting



Award winning system



UK based supply chain



Most specified system in the UK for commercial usage



Future proof your installations - latest high-performance products



Tried and tested in UK weather conditions

Standard PVCu Unglazed Single & Double Door Specification


- ⊕ Profile 22 Optima suite
- ⊕ Internally beaded (28mm glazing bead)
- ⊕ 70 x 70 mm Outer frame (QS03)
- ⊕ Reinforcing – RCM to Profile 22 specification – steel as required.
- ⊕ 3D adjustable door hinge
- ⊕ Safeware 8 (Yale) multi point lock
- ⊕ Three-star Diamond secure cylinder
- ⊕ Suited hardware
- ⊕ PVC Threshold

Security Upgrades Available - PAS24 & Secured by Design.

PVCu Window minimum and maximum sizes			
Style	Minimum Size (mm)	Maximum size (mm)	Comments
Single Door	800 x 1822	998 x 2200	Based on PVC Threshold
Double Door	900 x 1900	1925 x 2235	Based on PVC Threshold

These sizes are for guidance only. If you are unsure about a specific size or style limitations, please contact our technical team who will advise.

HANDLE COLOUR AVAILABLE



White gold Chrome Black graphite

Cill sizes available:

- ⊕ 85, 150, 180, 225 mm

Add on sizes available:

- ⊕ 20, 35, 50 mm

Threshold Options:

- ⊕ 60 or 70mm PVC, Standard aluminium (sheltered locations only), Stormguard enhanced aluminium

