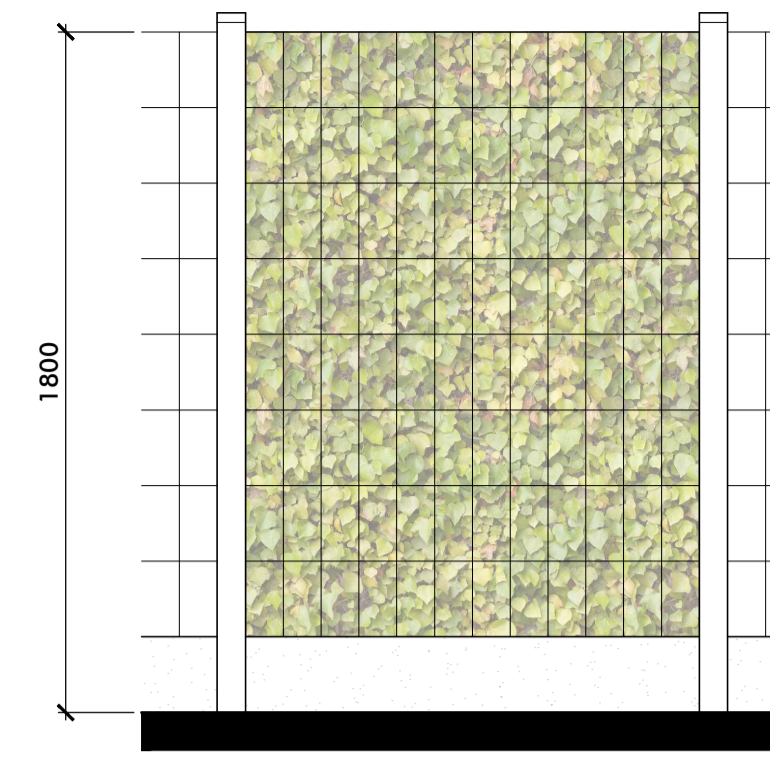


**1.8m Close Boarded
Timber Screen Fence with
Concrete Posts & Base Panel
1:20**

Northern Boundary
Existing frontage stone walls to Crow Trees Farm to be retained. Stone walls at site access point to be demolished and rebuilt where appropriate to accommodate new access road and required sight lines



**1.8m Green Screen
with Timber Posts
and Planter
1:20**



Aerial view of the site looking towards the southern & western boundaries



Aerial view of the site looking towards the eastern boundary



Aerial view of the site looking towards the northern boundary



Eastern Boundary
Existing boundary hedges and trees to be retained and infilled as necessary

Western Boundary
Existing boundary hedges and trees to be retained and infilled as necessary

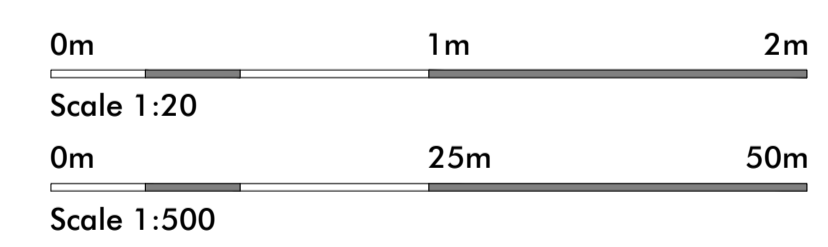
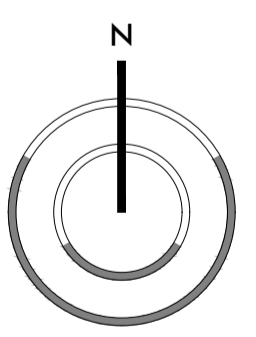
Southern Boundary
Existing trees to be retained with new 1.8m close boarded timber screen fence with concrete posts & base panel constructed along length of boundary

Internal Boundaries
All internal boundary partitions as indicated to be 1.8m close boarded timber screen fence with concrete posts & base panel (with the exception of northern boundary of plot 1 which is to be 2m in line with Acoustic Report).

GS indicates Green Screen fencing to prominent locations. Green Screen fencing to be Mobilane (or similar approved manufacturer) 1.2m x 1.8m panels with timber posts and planters and featuring planting to manufacturer/client specification.

SW indicates low Stone Wall (750mm) to plot frontage in stone to match the new houses

Note
Final detail plan of plot boundaries to be submitted pursuant to standard planning condition



Revision Notes:

A:	General reworking of the layout and reduction in units from 39 to 37	ASL	07/06/23
B:	Southern boundary proposed hedgerow replaced with 1.8m close boarded timber fence	JAL	10/08/23
C:	Timber screen fence detail amended and green screen fence detail added	JAL	01/07/24

CLIENT	Pringle Homes		
PROJECT	Proposed Residential Development at Crow Trees Farm, Crow Trees Brow, Chatburn, Clitheroe, Lancashire, BB7 4AA		
DRAWING	Proposed Boundary Treatment Details		
DRAWN	JAL	DATE	04/11/22
SCALE	Varies	SHEET	A1
		NUMBER	21/139/P04
		REVISION	C

Proposed Site Layout 1:500



213 Preston Road, Whittle-le-Woods, Chorley, Lancashire, PR6 7PS
Telephone: 01257 261555 | Website: www.lmparchitects.co.uk
Trading name of Lawson Morgan Practice Ltd. Registered in England and Wales No. 5597973 0