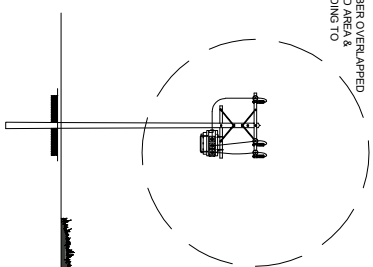


NORTH ELEVATION

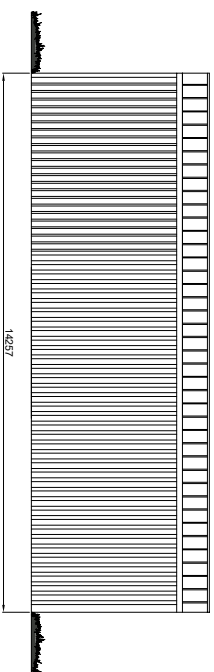
FRAME: GALVANISED STEEL
 ROOF: KINGSPIRE KS308RW 15% ROOF LIGHT
 COLOUR: ANTHRACITE PAL 7016
 RWP: BLACK UPC TO FLOOR
 WALLS: VERTICAL TREATED TIMBER OVERLAPPED
 BOARDING TO ENCLOSED AREA & BORDERS TO THE BUILDING TO LIVESTOCK AREA




SOUTH ELEVATION



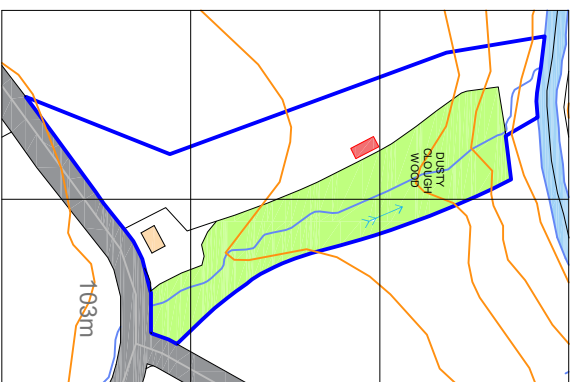
WEST ELEVATION



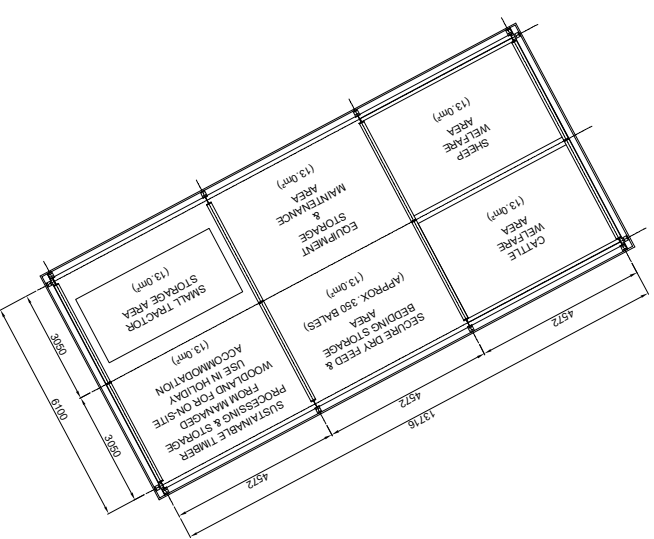
EAST ELEVATION



SITE PLAN (DO NOT SCALE)



PLAN LAYOUT



0 1 2 3 4 5m
 SCALE 1:200

THIS DESIGN IS THE PROPERTY OF DUSTY CLOUGH BARN AND MUST NOT BE COPIED, WORKED OR EXHIBITED TO A THIRD PARTY WITHOUT THE WRITTEN CONSENT OF THE AFOREMENTIONED COMPANY		CUSTOMER: MR. T. WILLIAMS REFERENCE: LAND AT DUSTY CLOUGH DRAWN: JW CHECKED: LW		TITLE: PROPOSED AGRICULTURAL BUILDING DUSTY CLOUGH BARN, CHIPPING ROAD THORNLEY, LANCASHIRE, PG3 2TS	
REVISIONS		DATE: 01JUL24 SCALE: 1:200 ON A4		DRAWING NO. DCB-003	
0 ISSUED FOR APPROVAL				REV 00	