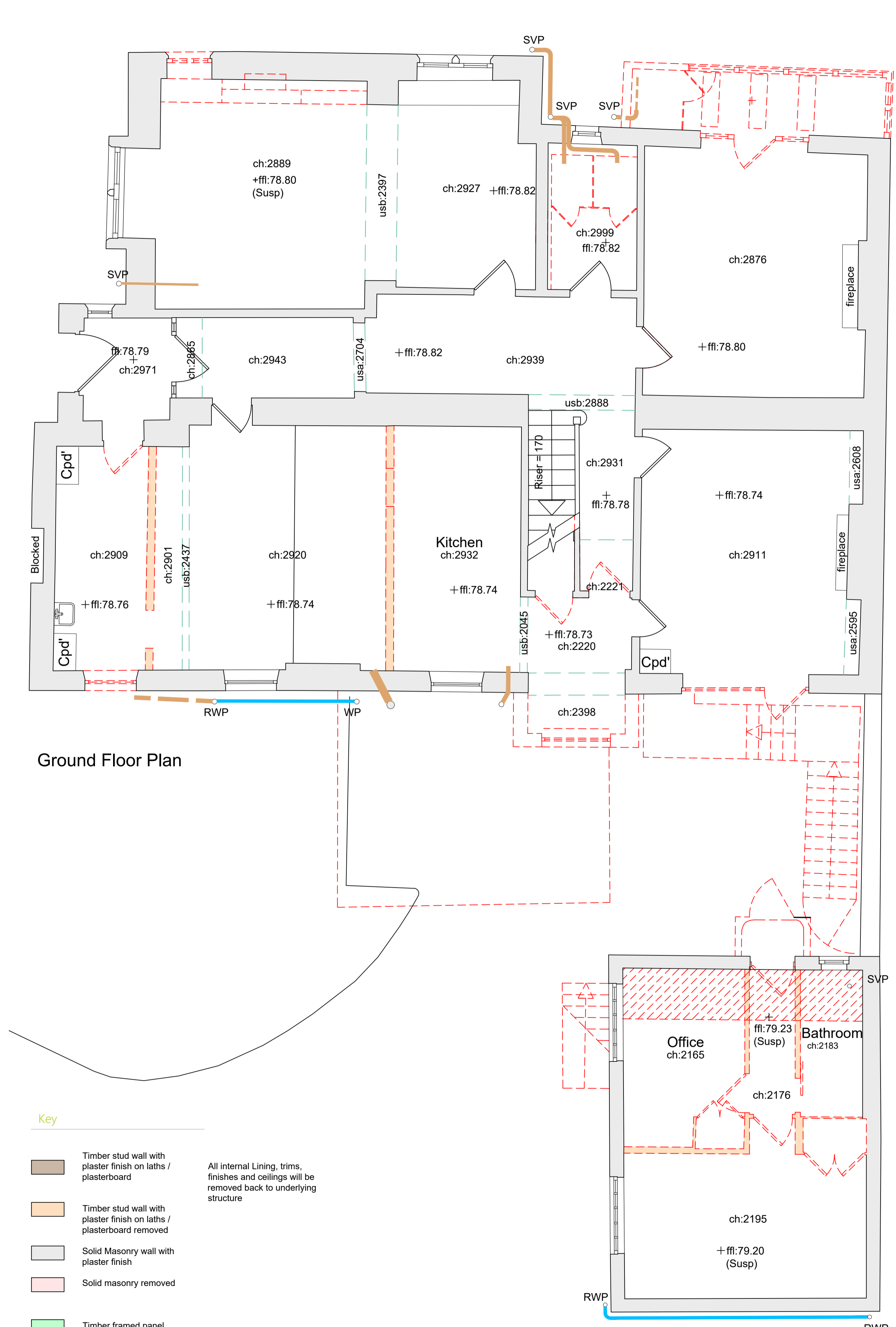
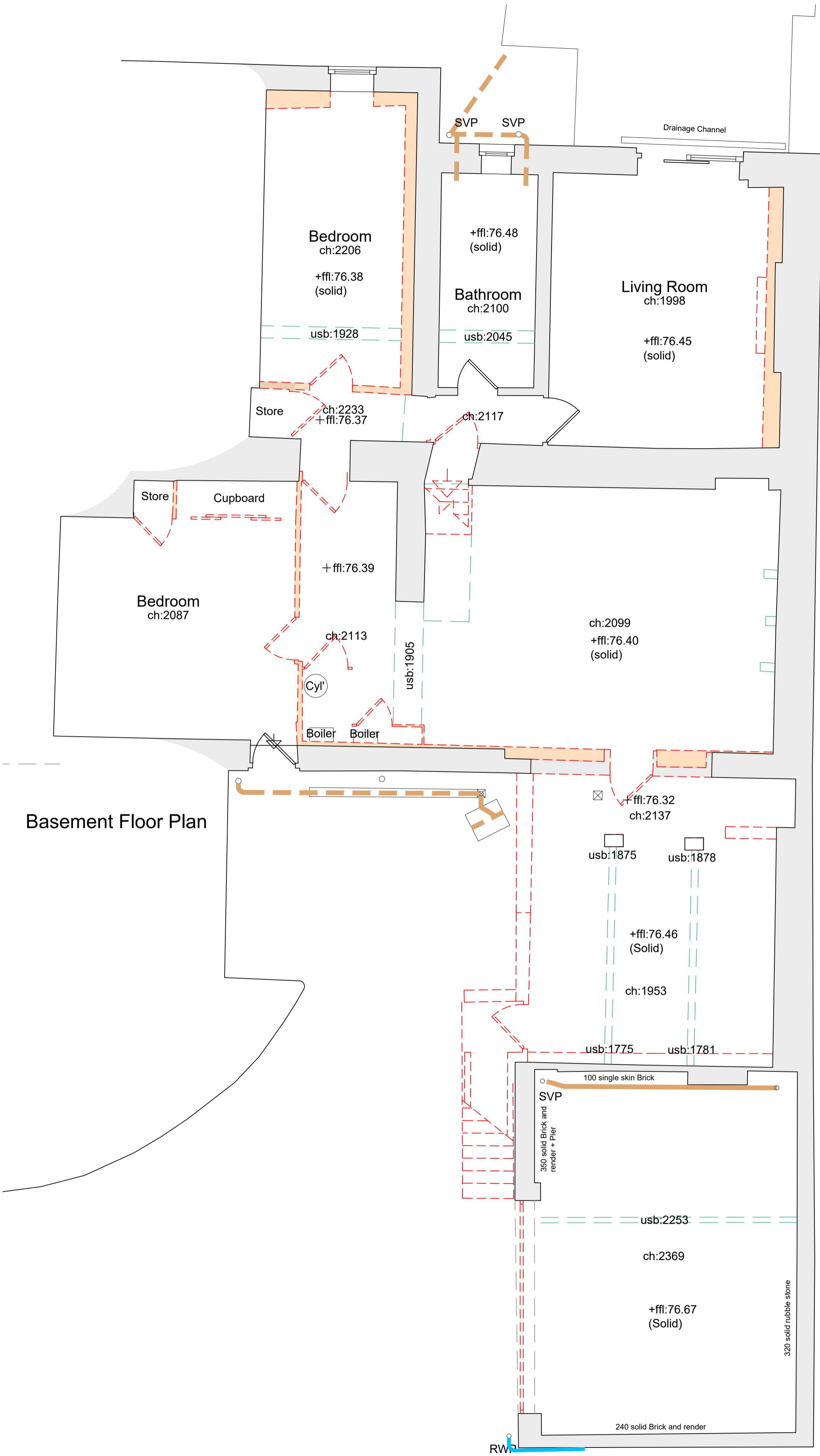


**NOTES AND AMENDMENTS**


This drawing is copyright ©. Figured dimensions are to be followed in preference to scaled dimensions and particulars are to be taken from the actual work where possible. Any discrepancy must be reported to the architect immediately and before proceeding.

**REVISIONS**

Rev	Description	Drawn	Date
-----	-------------	-------	------



- Key**
- Timber stud wall with plaster finish on laths / plasterboard
  - Timber stud wall with plaster finish on laths / plasterboard removed
  - Solid Masonry wall with plaster finish
  - Solid masonry removed
  - Timber framed panel construction removed
  - Demolished
- All internal Lining, trims, finishes and ceilings will be removed back to underlying structure



**ASHWOOD**  
DESIGN ASSOCIATES LTD

Unit Gb, Clifford Court  
Cooper Way  
Carlisle  
CA3 0JG

t 01228 510616  
e admin@ashwooddesign.co.uk  
w www.ashwooddesign.co.uk

Purpose:  
**BUILDING REGULATIONS**

Client:  
**CJP North West**

Project:  
**Rossendale House  
Conversion to flats**

Title:  
**As Existing and Demolition**

Scale: 1/50  
Sheet Size: A1  
Project No: 2222

Drawn: AJB  
Drawing No: 100

Date: 05-24  
Revision: C