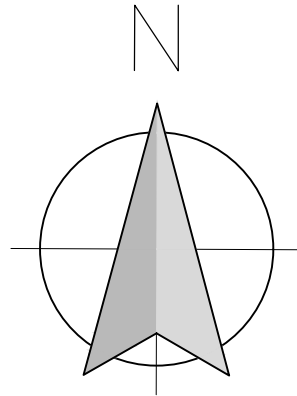


1:500

Football Ground



Client Parking

Visitor and contractor parking.
Delivery and Loading area

Shaw Cottage

Ashgrove Ho

Ashgrove
Barn

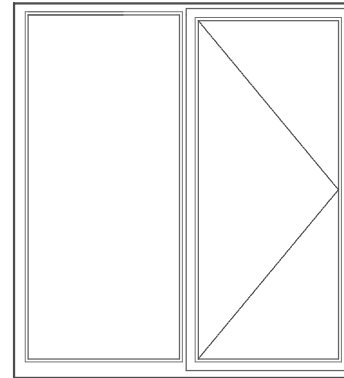
Shawbridge

DISCAHARGE OF PLANNING CONDITION 3 & 5

CONDITION 3 - New window details.

New timber windows with 11mm double glazing , frames to be painted . All to match the existing first floor windows .


EXTERNAL
ELEVATION




Hinged side opener
to match existing

1:20

PLAN SECTION



Ironmongery all to
match the existing



Client

Mr Davies

Job Title

Proposed Alterations to form Annex at
Ashgrove Barn
1 Shawbridge Street
Clitheroe
BB7 1LZ

Drawing Title

Discharge of Condition 3 & 5

Scale

1:500@A3

Date

Nov 2024

Drawn

LKR

spa
ARCHITECTS

SUNDERLAND PEACOCK & ASSOCIATES LTD.

HAZELMERE, PIMLICO ROAD, CLITHEROE
LANCASHIRE, BB7 2AG
T 01200 423178 F 01200 427328
E info@sunderlandpeacock.com
www.sunderlandpeacock.com



7077 -04