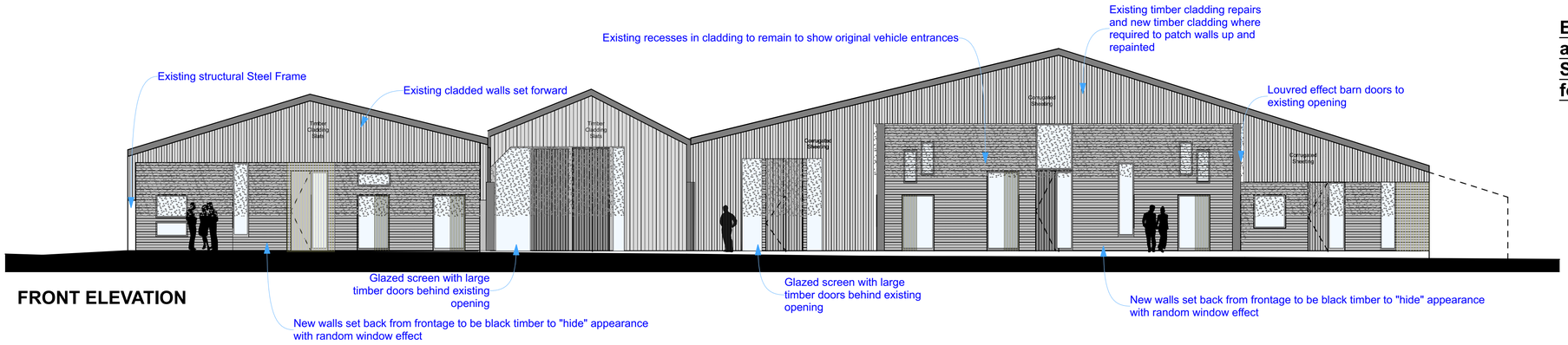

FRONT ELEVATION

MATERIAL KEY

INDICATES NEW EXTENDED CLADDING TO MATCH CLADDING ABOVE

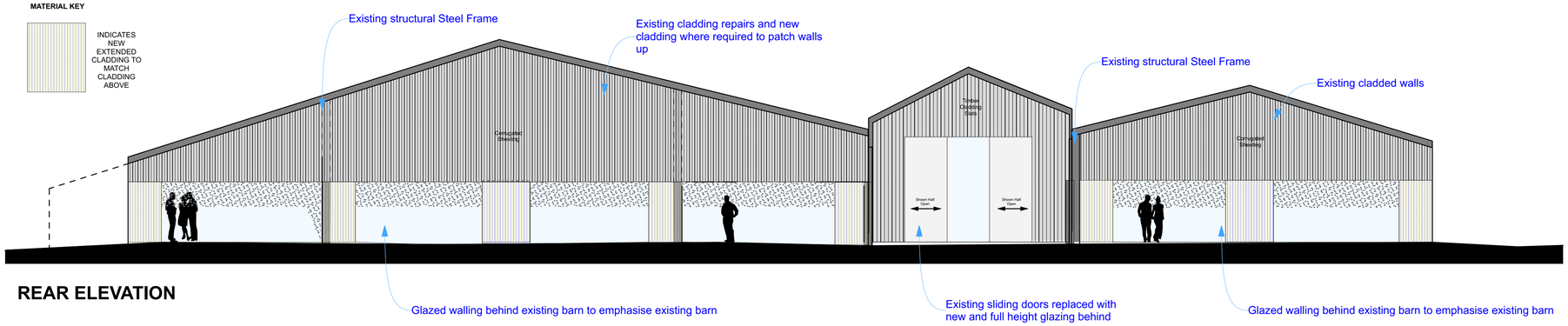

REAR ELEVATION

PLAN

MATERIALS

ROOF- Existing Roof Repaired Where Required
WALLS- Existing Cladding to Remain and Repaired/Infilled to Match Existing where Required
WINDOWS- Black aluminium

New Walls recessed back from existing. To be black painted timber to match barn style and to ensure existing shell stands out in original form

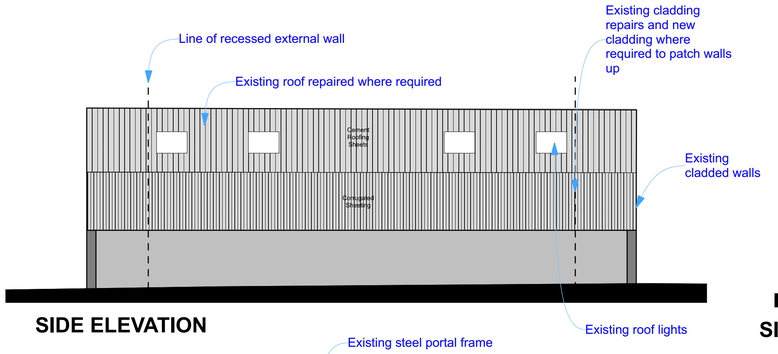

SIDE ELEVATION

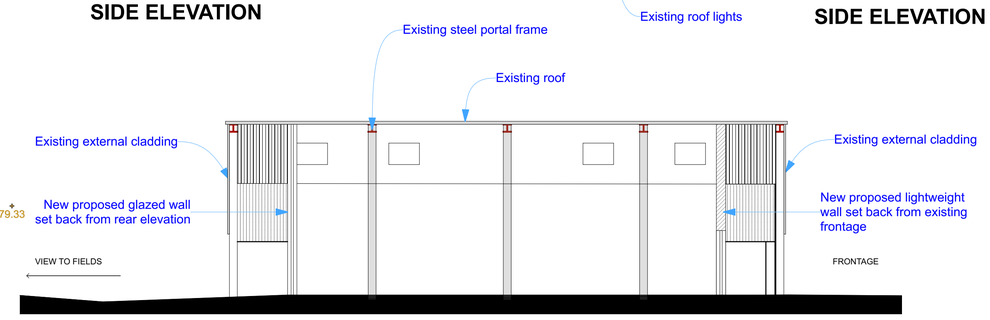

SECTION THROUGH BARN

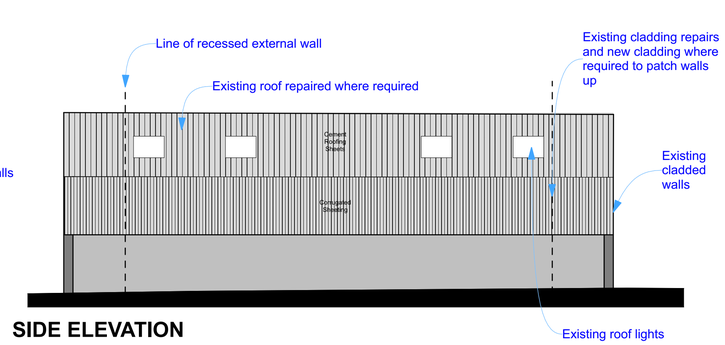

SIDE ELEVATION

0 1 2 3 4 5

SCALE BAR

Existing Steel Frame To Remain and Be Unaffected- As Per Structural Report showing suitable for conversion

GLAZING UNDER 25% of TOTAL WALL AREA

All dimensions are to be checked on site, any discrepancies are to be reported to the Architect before work commences.

This drawing is to be read in conjunction with all relevant consultants and specialists drawings / documents, any discrepancies are to be reported to the Architect before the affected work commences.

All structural components shown are indicative only. Details / calculations of structural members are to be provided by the Structural Engineer.

This drawing is copyright.

This drawing and the copyright, design rights and all other intellectual property. No licence or assignment of any such rights is granted hereunder. This drawing is not to be copied or divulged to a third party without written permission.

REVISION	DATE	COMMENT
A	28.03.2024	Planning Amendments

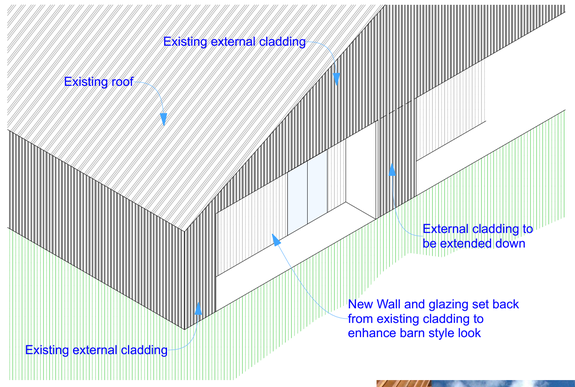

ISOMETRIC VIEW TO SHOW WALL SET BACK



IMAGE SHOWING CLADDING OVER GLAZING

TO LESSEN GLAZING IMPACT WHILST PROVIDING NATURAL LIGHT AND OUTLOOK

C49 ARCHITECTURE
www.C49-Architecture.co.uk
Info@C49Architecture.co.uk
Tel: 01535 281432

CLIENT DETAILS	DRAWING No	REVISION
CARR LANE BALDERSTONES RIBBLE VALLEY	RBV-PL-004	A
DRAWING INFO Elevations as Proposed	**SCALE** 1:100/200	**DATE** 05/09/22
		DRAWN BY JH