




	Category A Tree Trees of high quality with an estimated remaining life expectancy of at least 40 years
	Category B Tree Trees of moderate quality with an estimated remaining life expectancy of at least 20 years
	Category C Tree Trees of low quality with an estimated remaining life expectancy of at least 10 years, or young trees with a stem diameter below 150mm
	Category U Tree Trees in such a condition that they cannot realistically be retained as living trees in the context of the current land use for longer than 10 years
	RPA Calculated root protection area (RPA), depicted as a measured radius around a tree that should remain undisturbed during demolition and construction activity, a construction exclusion zone (CEZ)
	CEZ Protective fencing location
Client:	Mrs Driver
Project:	The Works, Main Street, Gisburn BB7 4HD
Dwg No: RTS/12112024/TCP 001	
Date:	12/11/2024
Scale: 1:250	Size: A3
Rowbottom's Tree Services Ltd Cheddleton Lodge, West Road, Prestwich, Manchester, M25 3FB Tel: 07778 277200 www.rowbottoms.co.uk email: bill@rowbottoms-tree-services.co.uk	