




 <p>Category A Tree Trees of high quality with an estimated remaining life expectancy of at least 40 years</p>
 <p>Category B Tree Trees of moderate quality with an estimated remaining life expectancy of at least 20 years</p>
 <p>Category C Tree Trees of low quality with an estimated remaining life expectancy of at least 10 years, or young trees with a stem diameter below 150mm</p>
 <p>Category U Tree Trees in such a condition that they cannot realistically be retained as living trees in the context of the current land use for longer than 10 years</p>
 <p>RPA Calculated root protection area (RPA), depicted as a measured radius around a tree that should remain undisturbed during demolition and construction activity, a construction exclusion zone (CEZ)</p>
 <p>CEZ Protective fencing location</p>
<p>Client: Mrs Driver</p>
<p>Project: The Works, Main Street, Gisburn BB7 4HD</p>
<p>Dwg No: RTS/12112024/TPP 002</p>
<p>Date: 12/11/2024</p>
<p>Scale: 1:250 Size: A3</p>
<p>Rowbottom's Tree Services Ltd Cheddleton Lodge, West Road, Prestwich, Manchester, M25 3FB Tel: 07778 277200 www.rowbottoms.co.uk email: bill@rowbottoms-tree-services.co.uk</p>