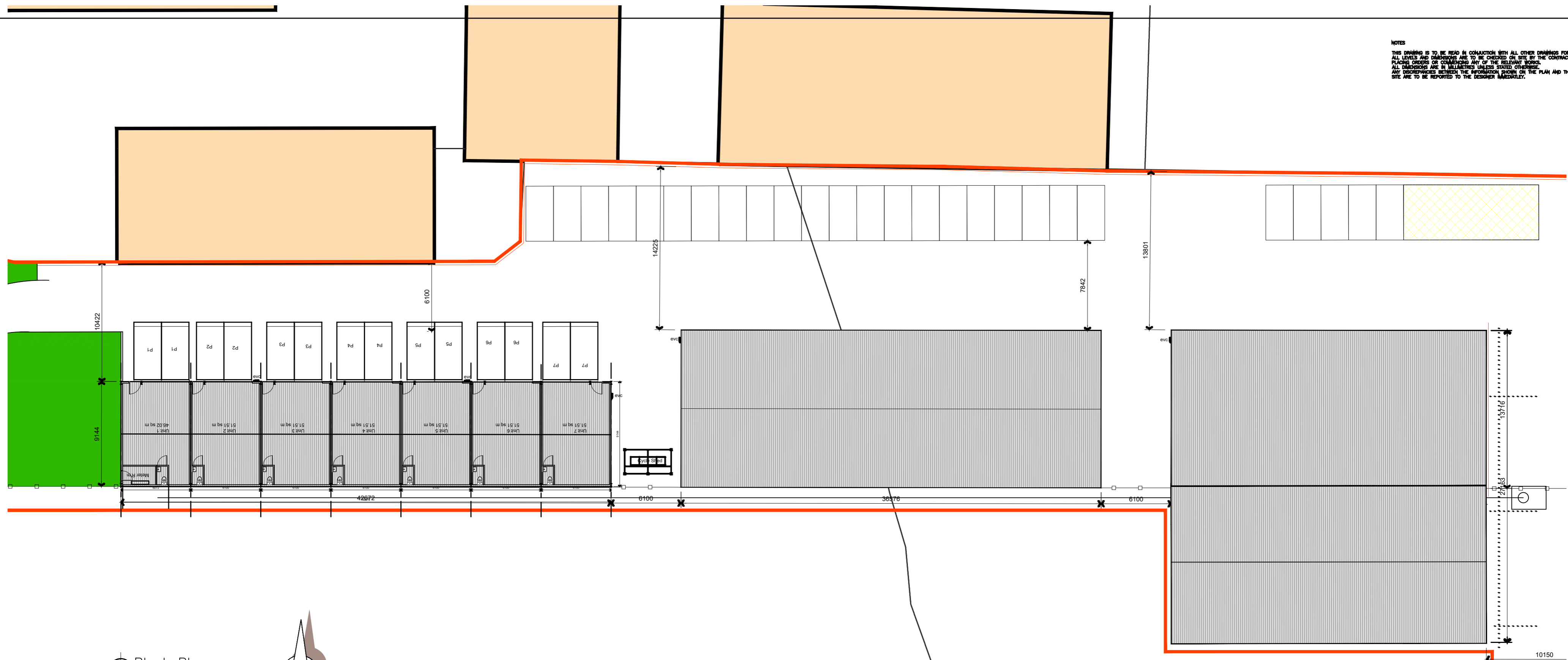
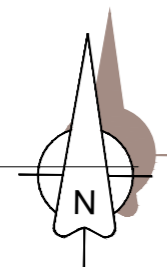
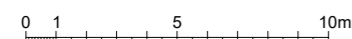


NOTES  
 THIS DRAWING IS TO BE READ IN CONJUNCTION WITH ALL OTHER DRAWINGS FOR THIS PROJECT.  
 ALL LEVELS AND DIMENSIONS ARE TO BE CHECKED ON SITE BY THE CONTRACTOR, PRIOR TO  
 PLACING ORDERS OR COMMENCING ANY OF THE RELEVANT WORKS.  
 ALL DIMENSIONS ARE IN METRES UNLESS STATED OTHERWISE.  
 ANY DISCREPANCIES BETWEEN THE INFORMATION SHOWN ON THE PLAN AND THAT FOUND ON  
 SITE ARE TO BE REPORTED TO THE DESIGNER IMMEDIATELY.



Block Plan  
 scale 1:500



- D 12.11.25 evc changes added and cycle shed
- C 17.06.25 parking added back for planner
- B 25.04.25 dims added for LA Planners
- A 10.05.22 amendments for Planning Consultant

Rev.	Date	Description

**A.L.H. Design Services**  
 Barley Cottage, Brewery Street, Longridge, Lancs  
 PR3 3NB, Tel & Fax: (01772) 786719

**Client**  
 Mr N Forshaw,  
 Bolton Fold Farm,  
 Alston Lane, Alston,  
 Longridge,  
 Nr Preston, Lancs, PR3 3BN

**Job/Scheme Title**  
 3 No NEW COMMERCIAL UNITS

**Drawing Title**  
 PROPOSED SITE PLAN

Job/Scheme Number	Drawing Number
0616/93	Drawing No 07D
Scale	Date
1 / 250	May 2
Drawn	Checked
a.t.l-h.	