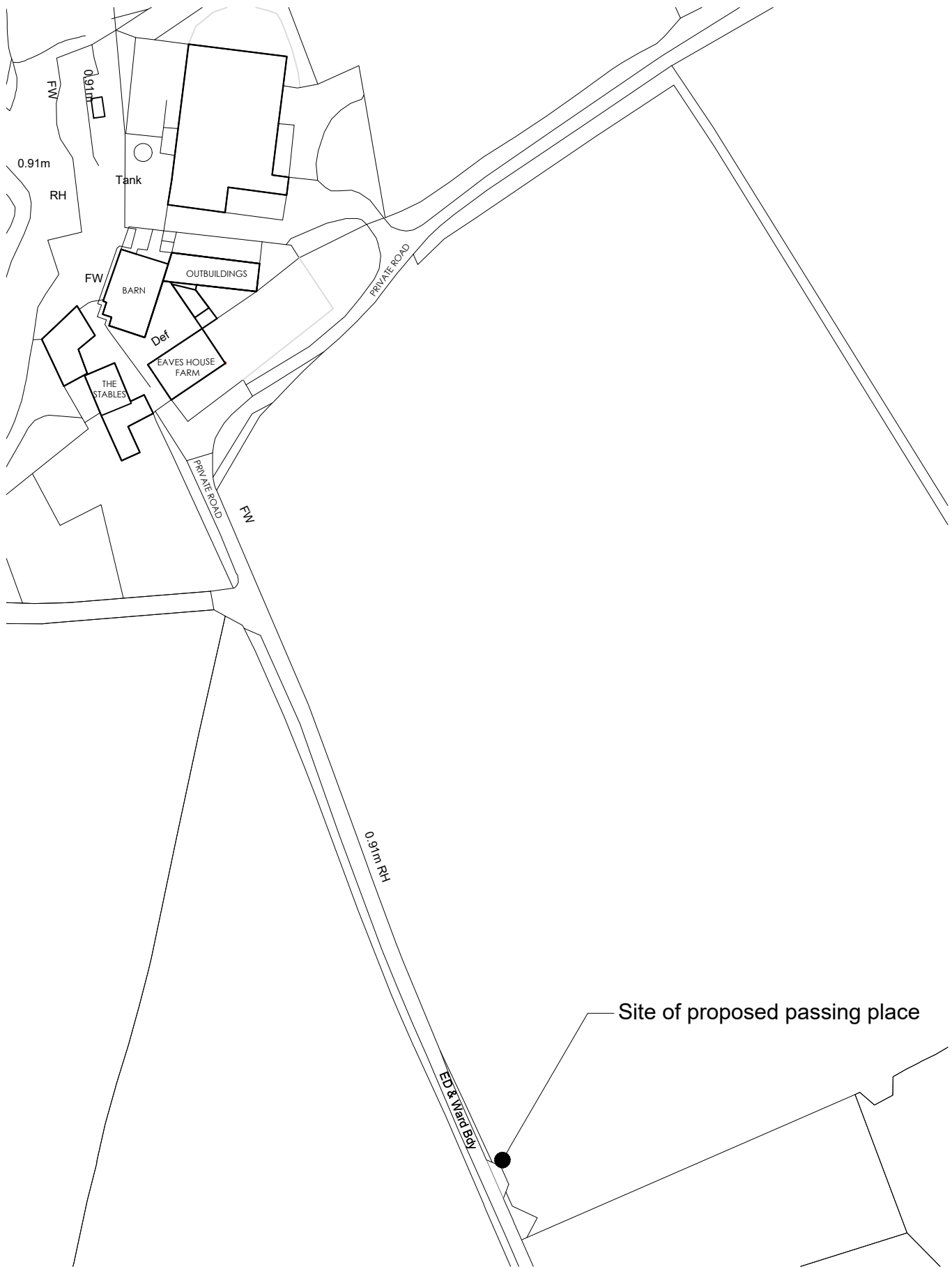
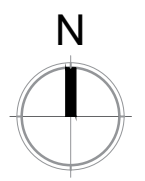
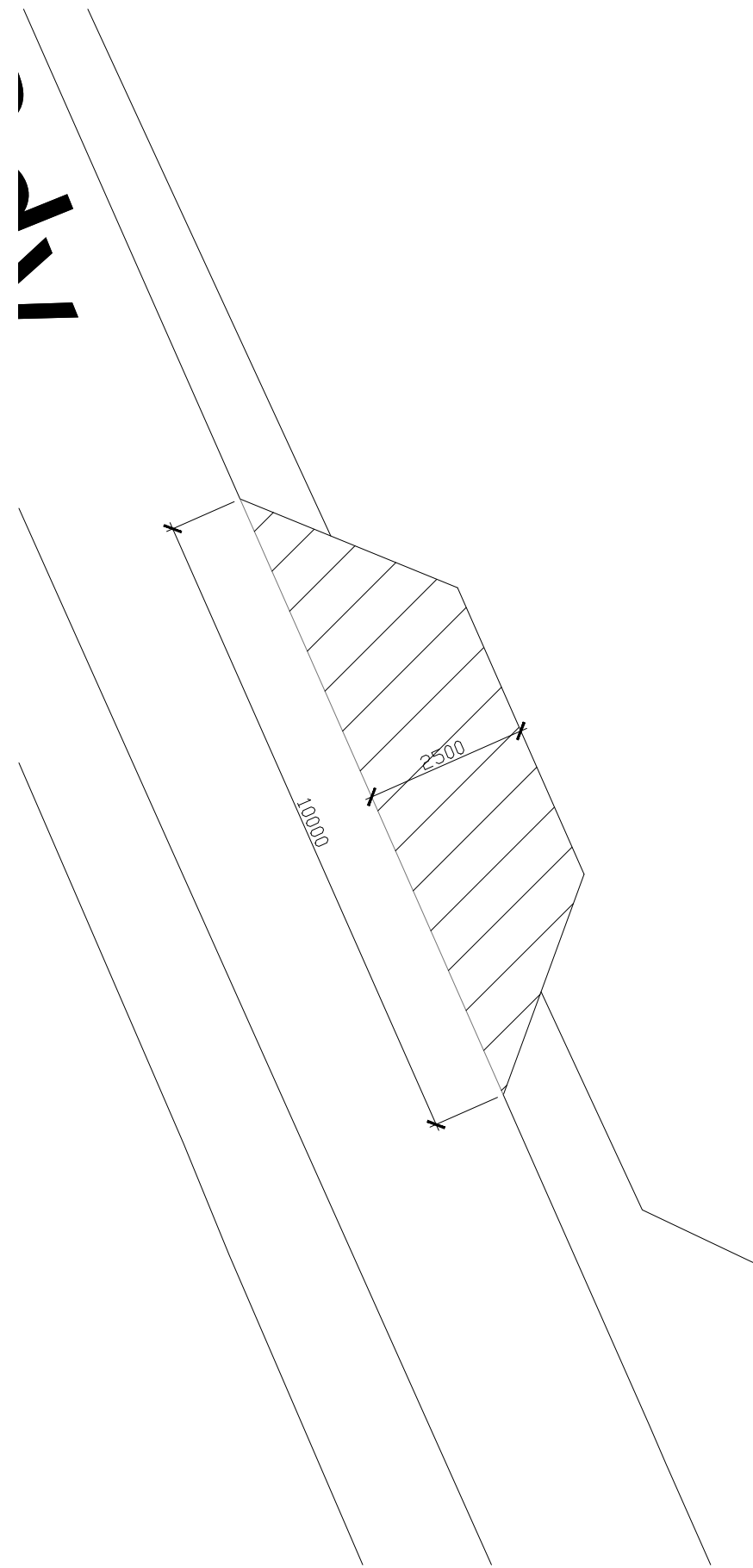
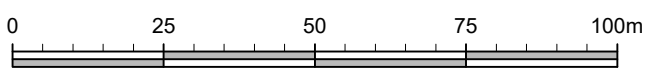


This drawing is to be read in conjunction with all relevant Architect, consultants' and specialists' drawings and specifications. The Architect is to be notified of any discrepancies before proceeding. Do not scale from this drawing. All dimensions and levels are to be checked on site. This drawing is subject to copyright. All work carried out before Planning and Building Permission has been granted is at the contractor/clients risk.



**LOCATION OF PROPOSED PASSING PLACE**  
Scale 1:1250



**PROPOSED PASSING PLACE**  
Scale 1:100



Client  
**Mr and Mrs O'Gorman**

Job Title  
**Proposed building conversions at  
Eaves House Farm  
West Bradford  
Clitheroe  
BB7 3JF**

Drawing Title  
**Proposed Passing Place**

Scale <b>Various @ A3</b>	Date <b>May 2025</b>	Drawn <b>MF</b>
------------------------------	-------------------------	--------------------



SUNDERLAND PEACOCK & ASSOCIATES LTD.  
HAZELMERE, PIMLICO ROAD, CLITHEROE  
LANCASHIRE, BB7 2AG  
T 01200 423178 F 01200 427328  
E info@sunderlandpeacock.com  
www.sunderlandpeacock.com



**6955 - B-P06**