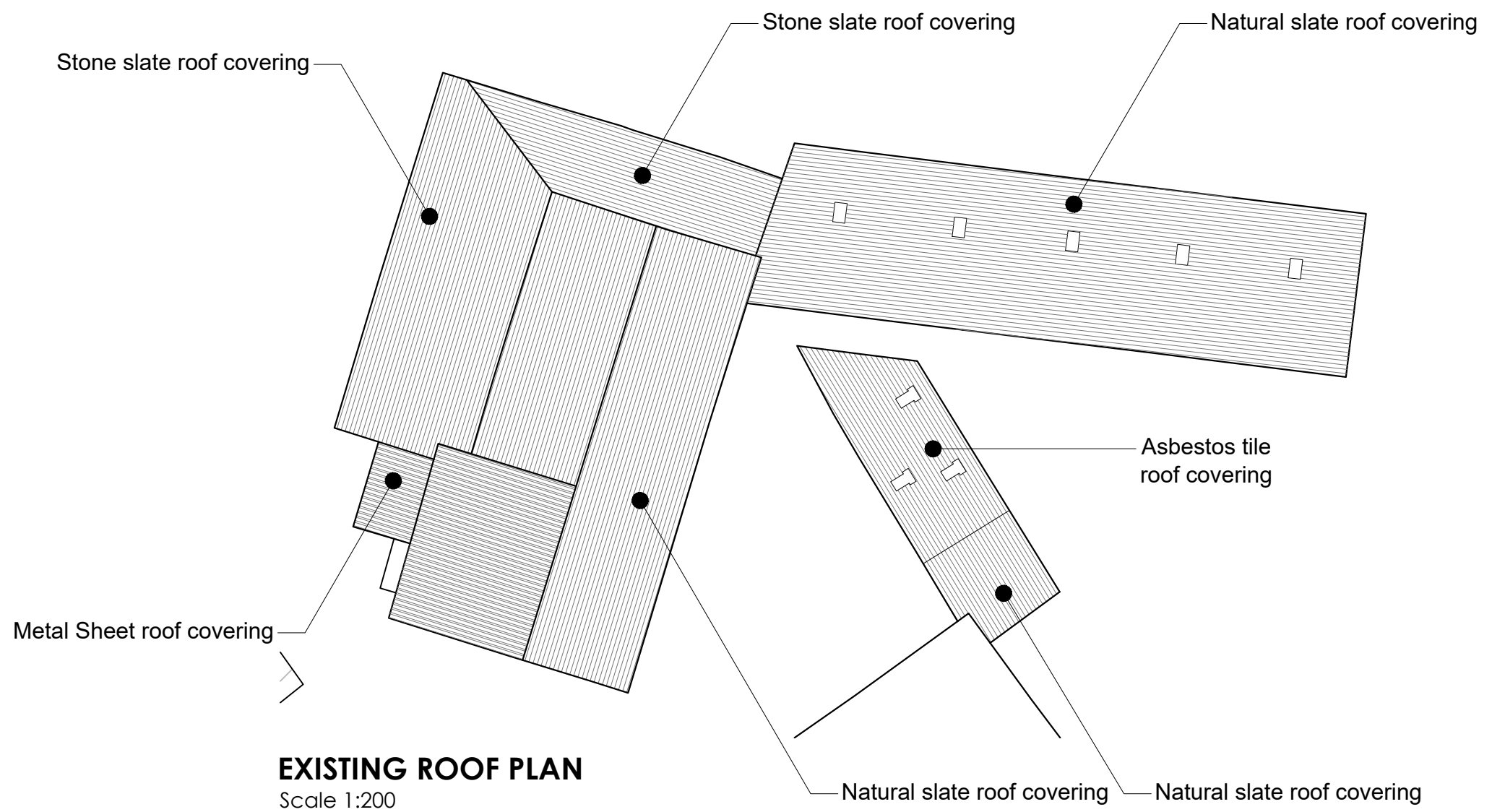
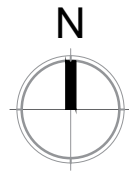
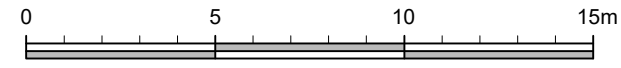


This drawing is to be read in conjunction with all relevant Architect, consultants' and specialists' drawings and specifications. The Architect is to be notified of any discrepancies before proceeding. Do not scale from this drawing. All dimensions and levels are to be checked on site. This drawing is subject to copyright. All work carried out before Planning and Building Permission has been granted is at the contractor/clients risk.



**EXISTING ROOF PLAN**

Scale 1:200



Client  
**Mr and Mrs O'Gorman**

Job Title  
Proposed building conversions at  
Eaves House Farm  
West Bradford  
Clitheroe  
BB7 3JF

Drawing Title  
**Existing Roof Plan**

|                     |                    |             |
|---------------------|--------------------|-------------|
| Scale<br>1:200 @ A3 | Date<br>March 2025 | Drawn<br>MF |
|---------------------|--------------------|-------------|



SUNDERLAND PEACOCK & ASSOCIATES LTD.  
HAZELMERE, PIMLICO ROAD, CLITHEROE  
LANCASHIRE, BB7 2AG  
T 01200 423178 F 01200 427328  
E info@sunderlandpeacock.com  
www.sunderlandpeacock.com



**6955 - B - E04**