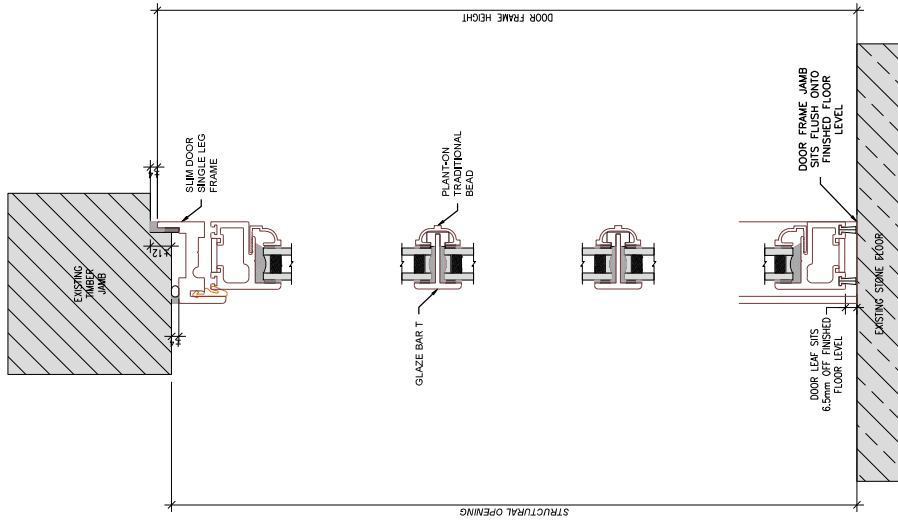
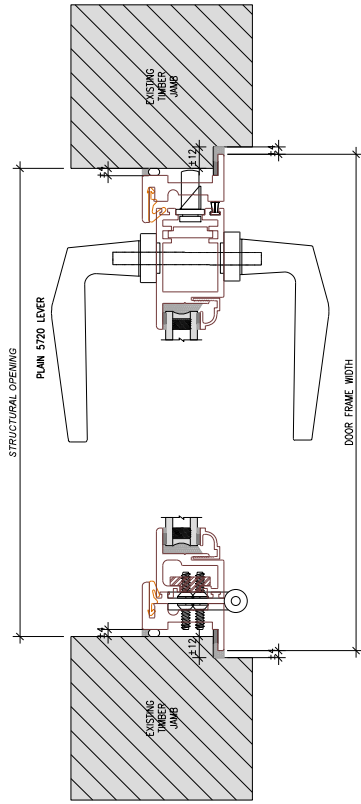
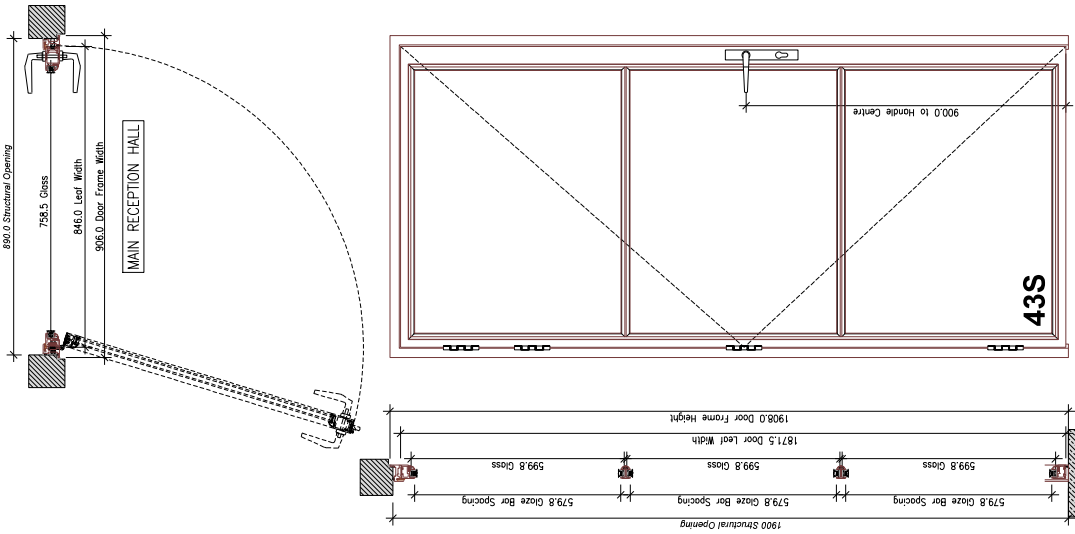


# Elevations 1:10

# Sections 1:2



### NOTES:

- DOOR SWINGS INTO THE MAIN HALL BEAD FACING THE MAIN HALL.
- AS CONFIRMED VIA EMAIL FROM RICHARD ON THE 18/06/2024, DOOR TO HAVE NO THRESHOLD. DOORS TO BE FITTED WITH BRUSH SEALS UNDER DOOR LEAF

ID1 Main Reception Hall  
Ground Floor  
Window Viewed from Main Reception Hall

# PROVISIONAL DRAWING

**BRUSH & BURGESS**  
**BRONZE CASEMENTS**

Project Name: Waddington Old Hall  
Address: Waddington Old Hall, Waddington, Lancashire BB7 5HP

NOTE: COPYRIGHT RESERVED 2008. This drawing is the property of BRUSH & BURGESS and may not be reproduced in any way without prior consent. The client reserves the right to alter specifications or alter conditions and improve materials without notice. All details within this drawing are to be approved by the client. No liability is accepted for any errors or omissions. This drawing is for design purposes only. No design liability for drawing details specified by the client.

Scale:	1/10 & 1/2
Drawn By:	FM
Approved by:	TMS
Checked By:	
Drawn No:	WADDINGTON/402720/004
Revised:	

Casements	43S	Welded By		Checked By	
-----------	-----	-----------	--	------------	--

### SPECIFICATION

General	Timber	Bronze	Timber Finish	Glass	Locking Hardware	Hinges	Abutment	Ironmongery	Other
Mid Bronze Finish	Timber	Architectural Bronze	Timber Finish	4mm Clear Tough/4mm Clear SLE Tough	Multi-point Locking System	Standard Door Hinges		Plain Semi-Slim Euro Handles	Glaze Bar T
		Slim Door		Argon 12mm Cavity	30/10/30 Patinated Euro Double CM Key/key			Plain 5720 Lever	Plant-On Traditional Bead
		Semi-Slim Lock Stiles		10mm Sightline					
				Black Warm Edge Spacer					