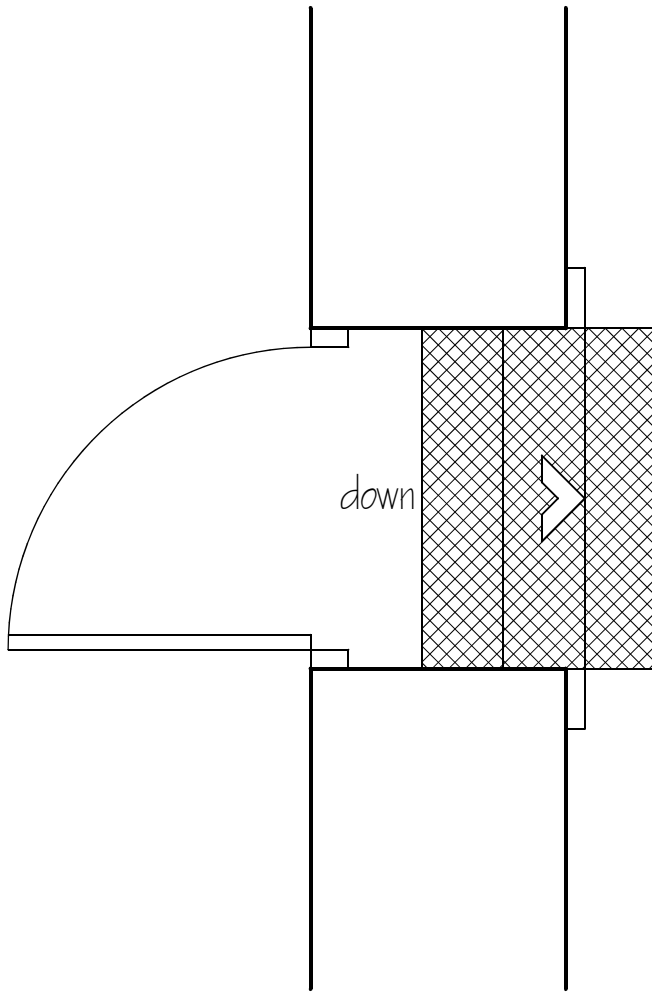
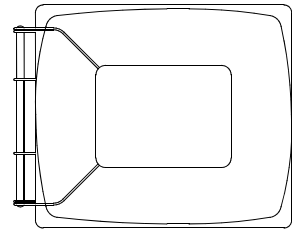


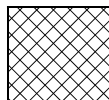
SECTION



PLAN



LEGEND



purpose built timber portable ramp to each step with non-slip finish

PLANNING ISSUE

Client: Boutique Homes Ltd		
Project: Proposed Alterations 27-29 Bawdlands Clitheroe		
Dwg title: Proposed Side Access Detail		
Scale @ A4: 1:50	Date: 04.06.25	Drawn by: PD
Drawing no. 1749 - 12	Rev. C	

PD Construction Consultants
 7 Beech Street, Clitheroe, Lancs
 BB7 2LL
 tel: 07976 771297
 email: pdcc@hotmail.co.uk