



## ECOLOGY TECHNICAL NOTE

LOCATION	Written Stone Farm, Written Stone Lane, Longridge, PR3 2ZN.
SUBJECT	<b>BAT AND BIRD BOX SCHEME – PLANNING CONDITION 17</b>
PLANNING REF.	3/2024/0622
DATE	21 February 2024
AUTHOR	Ryan Knight BSc (Hons) MCIEEM

## INTRODUCTION

Knight Sky Ecology Ltd was commissioned to provide a bird and bat box scheme for the permitted development at Written Stone Farm, Written Stone Lane, Longridge, PR3 2ZN.

The production of the bat and bird box scheme is required to discharge planning condition 17 of the planning permission notice (Ribble Valley Borough Council - planning ref. 3/2024/0622).

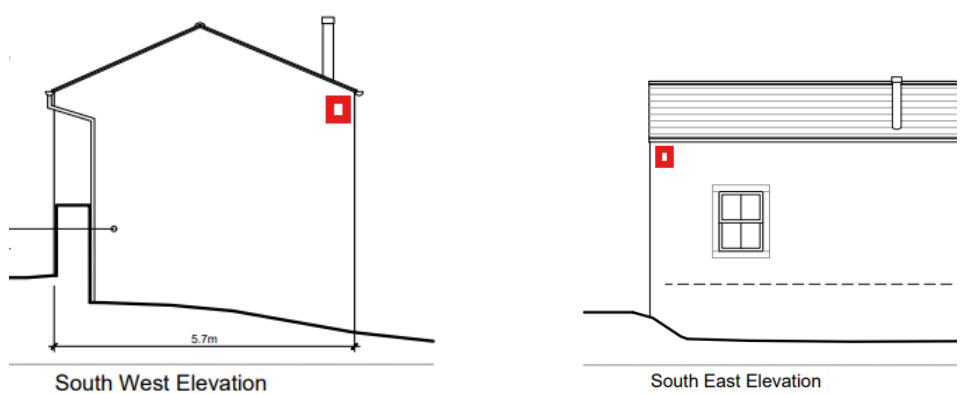






Tables 1.1 provide details of the **2no. bat boxes** to be installed and Table 1.2 provides details of the **2no. bird boxes** to be installed. House sparrow boxes have been chosen as this is a steeply declining 'red list' species of conservation concern and a 'priority' species (as listed on Section 41 of the Natural Environment and Rural Communities Act 2006). House sparrow was also found to be present at the site.

The provision of a barn owl box relates to planning condition 16 and is not included in this document.

## BAT BOXES

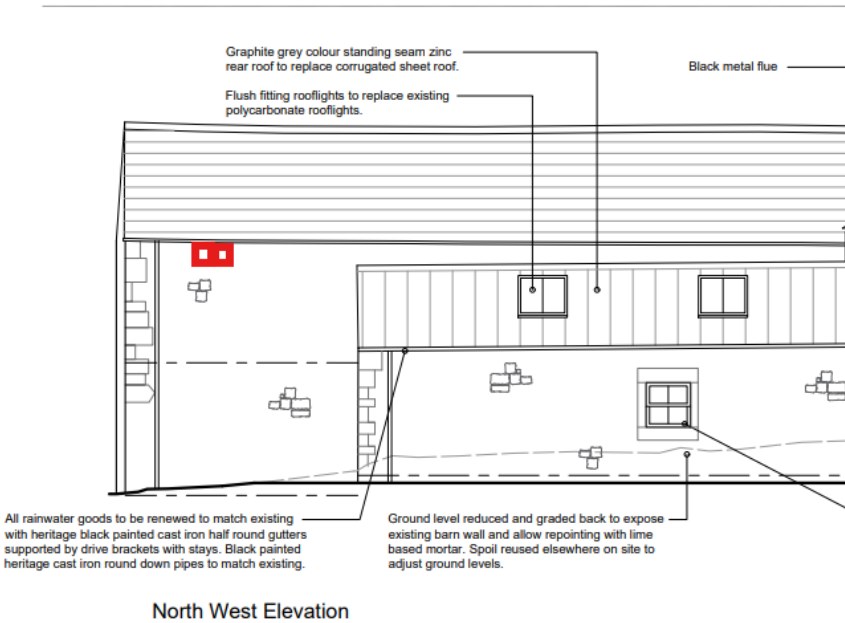



**Table 1.1. Bat box models and siting advice**

BAT BOXES	
Location and positioning	<p>One box is to be fixed to the corner of the south-west facing gable and one box on the south-east corner. Both will be fitted just below the roof verge (see image below) in order to achieve a minimum height of 3m.</p> <p>Two bat boxes are to be mounted onto the existing walls. Both boxes will comprise long lasting 'Woodstone' models.</p> <p>These box positions have been chosen to maximise potential occupancy as they are located away from external lighting or other disturbance factors.</p>

Illustration of locations (red boxes)	 <p>South West Elevation</p> <p>South East Elevation</p>						
Bat box models	<p>Bat box models along with the locations for purchasing are provided below. There can be a considerable waiting time for delivery for certain models, therefore, two options have been provided.</p> <table><tr><td>Lela Bat Box</td><td></td><td><p>The Lela bat box features two internal crevices, separated by a woodstone divider, that create a varied set of internal microclimates, allowing the inhabitants to choose the most suitable place to roost. It is constructed from wood-concrete, a blend of concrete and wood fibres that is both more durable and long-lasting than a timber box and lighter than a concrete roost. Its rough texture is perfect for bats to cling to.</p><p>Available from: <a href="https://www.nhbs.com/">https://www.nhbs.com/</a></p></td></tr><tr><td>Beaumaris Woodstone Bat Box (Midi Black or Midi White)</td><td></td><td><p>This bat box is also made entirely from WoodStone. The Beaumaris box has a single narrow cavity which makes it suitable for crevice roosting bats such as common pipistrelle.</p><p>Available from: <a href="https://www.nhbs.com/">https://www.nhbs.com/</a></p></td></tr></table>	Lela Bat Box		<p>The Lela bat box features two internal crevices, separated by a woodstone divider, that create a varied set of internal microclimates, allowing the inhabitants to choose the most suitable place to roost. It is constructed from wood-concrete, a blend of concrete and wood fibres that is both more durable and long-lasting than a timber box and lighter than a concrete roost. Its rough texture is perfect for bats to cling to.</p> <p>Available from: <a href="https://www.nhbs.com/">https://www.nhbs.com/</a></p>	Beaumaris Woodstone Bat Box (Midi Black or Midi White)		<p>This bat box is also made entirely from WoodStone. The Beaumaris box has a single narrow cavity which makes it suitable for crevice roosting bats such as common pipistrelle.</p> <p>Available from: <a href="https://www.nhbs.com/">https://www.nhbs.com/</a></p>
Lela Bat Box		<p>The Lela bat box features two internal crevices, separated by a woodstone divider, that create a varied set of internal microclimates, allowing the inhabitants to choose the most suitable place to roost. It is constructed from wood-concrete, a blend of concrete and wood fibres that is both more durable and long-lasting than a timber box and lighter than a concrete roost. Its rough texture is perfect for bats to cling to.</p> <p>Available from: <a href="https://www.nhbs.com/">https://www.nhbs.com/</a></p>					
Beaumaris Woodstone Bat Box (Midi Black or Midi White)		<p>This bat box is also made entirely from WoodStone. The Beaumaris box has a single narrow cavity which makes it suitable for crevice roosting bats such as common pipistrelle.</p> <p>Available from: <a href="https://www.nhbs.com/">https://www.nhbs.com/</a></p>					
Maintenance	<p>The models chosen do not require cleaning as bat droppings do not typically accumulate within these types of boxes to a level likely to cause problems for future habitation.</p>						

## BIRD BOXES

**Table 1.2. Bird box models and siting advice**

Bird Boxes					
<b>Locations</b>	Two boxes are to be fixed onto the east gable wall as indicated in the image below. The boxes will be positioned at least 2.5m in height. The boxes will be sited to ensure birds will have a clear flight path to the nest entrance.				
<b>Illustration of locations (red boxes)</b>					
<b>Numbers and Models</b>	<p>There can be a considerable waiting time for delivery for certain models, therefore, two options have been provided.</p> <table border="1"> <tr> <td data-bbox="411 1429 598 1615"> Vivara Pro WoodStone House Sparrow Nest Box (Double chamber) </td><td data-bbox="614 1429 1002 1787">  </td><td data-bbox="1043 1429 1436 1697"> <p>This house sparrow nest box is manufactured from woodstone - a mix of concrete and FSC wood fibres. Please note, such boxes can be used by other bird species (e.g., blue tits).</p> <p>Available from <a href="https://www.nhbs.com/">https://www.nhbs.com/</a></p> </td></tr> </table>		Vivara Pro WoodStone House Sparrow Nest Box (Double chamber)		<p>This house sparrow nest box is manufactured from woodstone - a mix of concrete and FSC wood fibres. Please note, such boxes can be used by other bird species (e.g., blue tits).</p> <p>Available from <a href="https://www.nhbs.com/">https://www.nhbs.com/</a></p>
Vivara Pro WoodStone House Sparrow Nest Box (Double chamber)		<p>This house sparrow nest box is manufactured from woodstone - a mix of concrete and FSC wood fibres. Please note, such boxes can be used by other bird species (e.g., blue tits).</p> <p>Available from <a href="https://www.nhbs.com/">https://www.nhbs.com/</a></p>			

	Eco Sparrow Tower		<p>This Eco Sparrow Tower is constructed with a recycled plastic weatherproof outer shell protecting a wooden nesting chamber to create a robust long-lasting nest box with sufficient space for three pairs of house sparrows to nest in.</p> <p>Each nesting chamber in the tower has a 32mm hole and is the ideal size for a pair of house sparrows. A fixed roof enables the box to be fitted right up at the eaves where sparrows prefer to nest.</p> <p>Available from <a href="https://www.nhbs.com/">https://www.nhbs.com/</a></p>
<b>Maintenance</b>	<p>Where required, cleaning of the boxes should be undertaken from <u>October to January, outside of the nesting bird season (March to August inclusive)</u>. Rubber gloves must be worn. The old nesting material which accumulates after every breeding season and the droppings from earlier in the season should be removed along with any egg shells or unhatched eggs.</p>		

## MONITORING AND MANAGEMENT

No strict monitoring or ecological supervision is required in relation to the installation or management of the boxes. The chosen boxes have a relatively long lifespan and do not need maintenance (aside from cleaning of bird boxes where required).