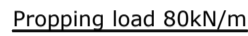
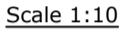


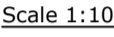
1. This drawing should not be scaled - use figured dimensions only. If in doubt, ask.
2. All dimensions are in millimetres unless stated otherwise
3. This drawing is to be read in conjunction with all relevant Architects drawings as well as all other drawings by RG Parkins (refer to RG Parkins drawing register).
4. The Contractor is responsible for verifying all dimensions on site prior to commencing works.
5. Any specified proprietary products are to be installed in strict accordance with manufacturers guidelines. No specified product should be substituted without gaining approval from RG Parkins.



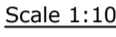
Scale 1:10



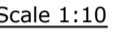
Scale 1:10



Scale 1:10



Scale 1:10



Scale 1:10

