

Drawing Numbering Key:

This drawing is copyright and owned by the Architects and may not be reproduced or used unless accepted in writing.

DO NOT SCALE this drawing (printed or electronic versions). Principal Contractor and Contractors must check all dimensions from site. This drawing is to be read in conjunction with all relevant consultants' and specialists' drawings.

All BIM elements other than Architecture, have been imported from the relevant consultant's BIM model; reference should be made to the individual consultant's drawings for their specific elements of work.

Discrepancies and / or ambiguities within this drawing, between it and information given elsewhere, must be reported immediately to the Architects for clarification before proceeding.

All works are to be carried out in accordance with the latest CDM Safety Standards, Building Regulations, British Standards and Industry regulatory codes of practice and guidance unless specifically directed otherwise.





The Principal Contractor and Contractors are to ensure all works are carried out in accordance with current manufacturers specific requirements.


Responsibility for the reproduction of this drawing in paper form, or if issued in electronic format, lies with the recipient to check that all information has been replicated in full and is correct when compared to the original paper or electronic image. Graphical representations of coordinated equipment on this drawing are approximations only. Please refer to the Specifications and / or Details for actual sizes and / or specific contractor construction information.

This original document is issued for the purpose indicated below and contains information of confidential nature. Further copies and circulation will be strictly in accordance with the confidentiality agreement under the contract.

This Drawing Should be Printed in Colour

Proposed Roof Plan Key

-  INDICATIVE PV LAYOUT
-  INDICATIVE WALKWAY LAYOUT
-  GUTTERS
-  INDICATIVE RW OUTLETS



1 Roof General Arrangement (Planning)
1 : 100

Rev	Description	Date	Drawn	Checked
1	Dimensions added at LPA request	13/06/2025	JL	KC
2	Planning Issue	06/06/2025	JL	KC

Revision Schedule

project: 7295

title: Roof General Arrangement Plan (Planning)

project no:	scale:	drawn by:	checked by:	date:
7295	1 : 100 @A1	JL	KC	19/06/2025
drawing no:	Status:	Rev:		
OSE-WMA-XX-RL-DR-A-10-133	S2	P02		