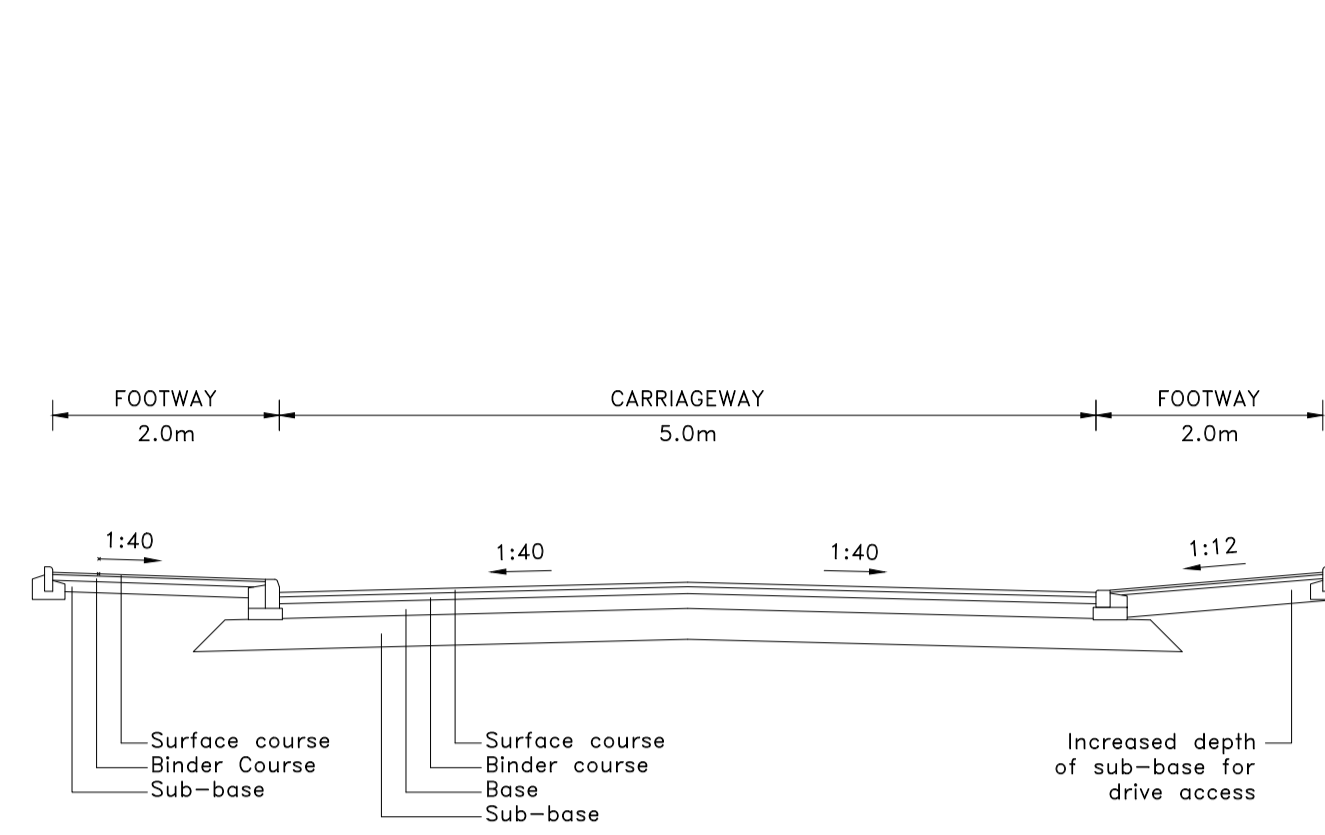
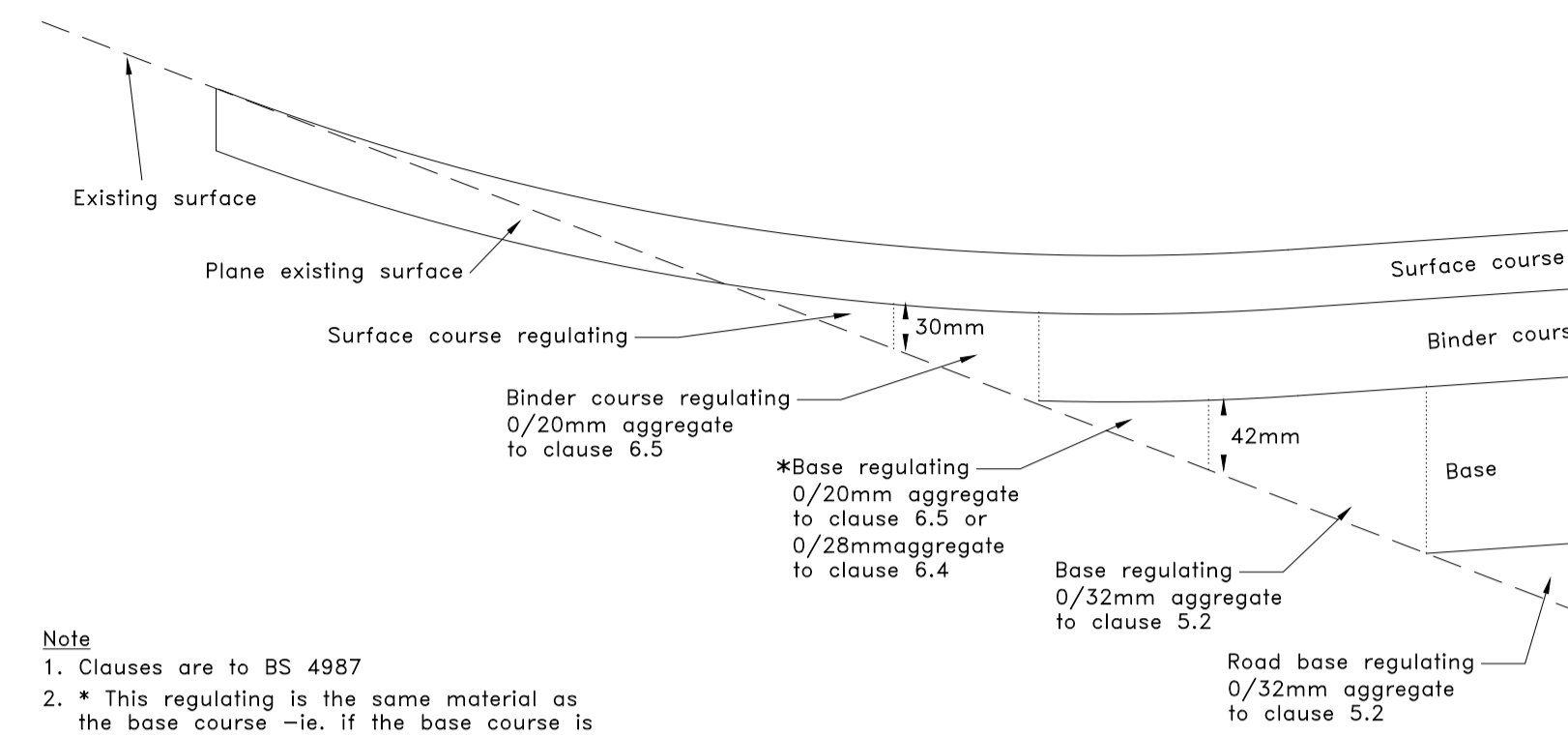


GENERAL NOTES:

- Before construction commences, the setting out Engineer shall ensure that all setting out information is mutually compatible with all the drawings and documents provided by the designers. Where information is apparently contradictory or ambiguous, the design Engineer and/or the Architect is to be informed immediately. Thomas Consulting will accept no liability for setting out errors where work is constructed to incorrect information.
- All drawings and documents are to be read in conjunction with one another, are mutually compatible and shall be read as such. All documents shall be checked to ensure that they are compatible by the contractor before construction commences. In the event of apparent ambiguity or contradiction the engineer and/or architect shall be notified immediately. Thomas Consulting accept no liability in the event of not being so notified and where construction work has commenced.
- In accordance with CDM regulations 2015 this drawing has been prepared with due attention to identifying any unusual design hazards that may exist. Unusual design hazards are hazards that a reasonably competent contractor, experienced in this type of work may not be expected to identify. In dealing with unusual design hazards we have adopted the "ERIC" principle and where possible eliminated (E) the hazard at design stage, if it has not been possible to eliminate the hazard we have endeavoured to reduce (R) it. Where it has not been possible to eliminate these hazards, the hazard is noted on the drawing with appropriate information (I) in order that the hazard can be controlled (C) during construction. It is the contractor's responsibility to fully acquaint themselves with all construction drawings before commencing construction and if in doubt about any matter to ask for clarification from the designer.
- All drawings issued electronically for this scheme are provided for the sole purpose of assisting the design, procurement or construction of the structures for which Thomas Consulting have been appointed as Design Engineers/Consultants. They may not be used for any other purpose, nor may they be amended, copied, redistributed or issued to third parties without the written agreement of Thomas Consulting. All drawings remain under copyright to, and the intellectual property of, Thomas Consulting. Upon completion of the project, all drawings are to be deleted from your computer systems and all other electronic copies destroyed. Where electronic copies of final drawings are to be issued, these will be provided in a digital only format by Thomas Consulting (no other copies may be retained). By opening and using this drawing, it is assumed that you agree to abide by these Terms and Conditions.
- Unless expressly agreed with a director of Thomas Consulting Ltd, for the purposes of the CDM regulations 2015 Thomas Consulting are not the Principal Designer. The client has been advised that they are required to appoint a Principal Designer. For further information see <http://www.hse.gov.uk/>.

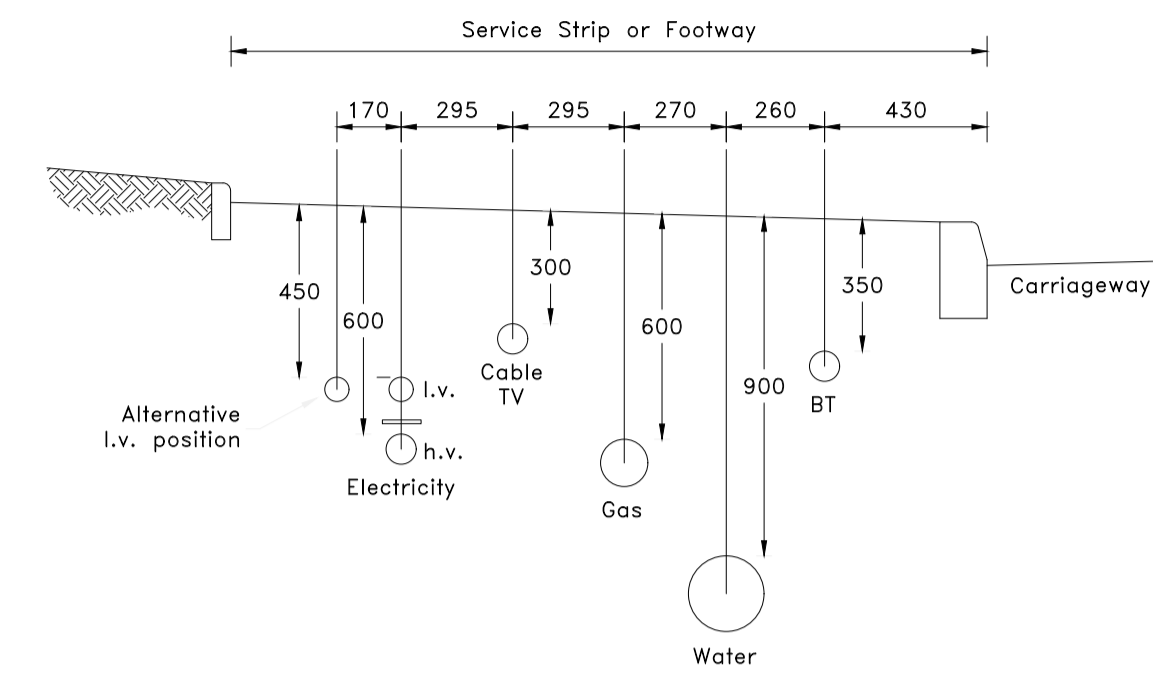


TYPICAL CROSS SECTION

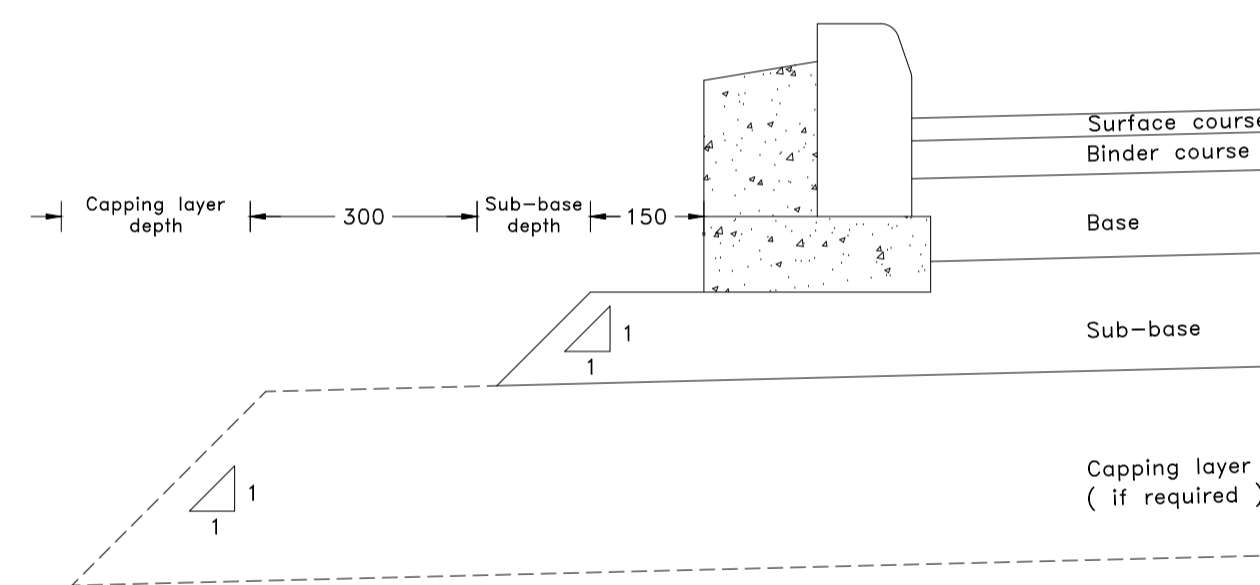


- Note
- Clauses are to BS 4987
 - * This regulating is the same material as the base course -ie. if the base course is to Clause 6.5 then so is the regulating.
 - The minimum thickness of regulating material is 1.5 times the nominal size.

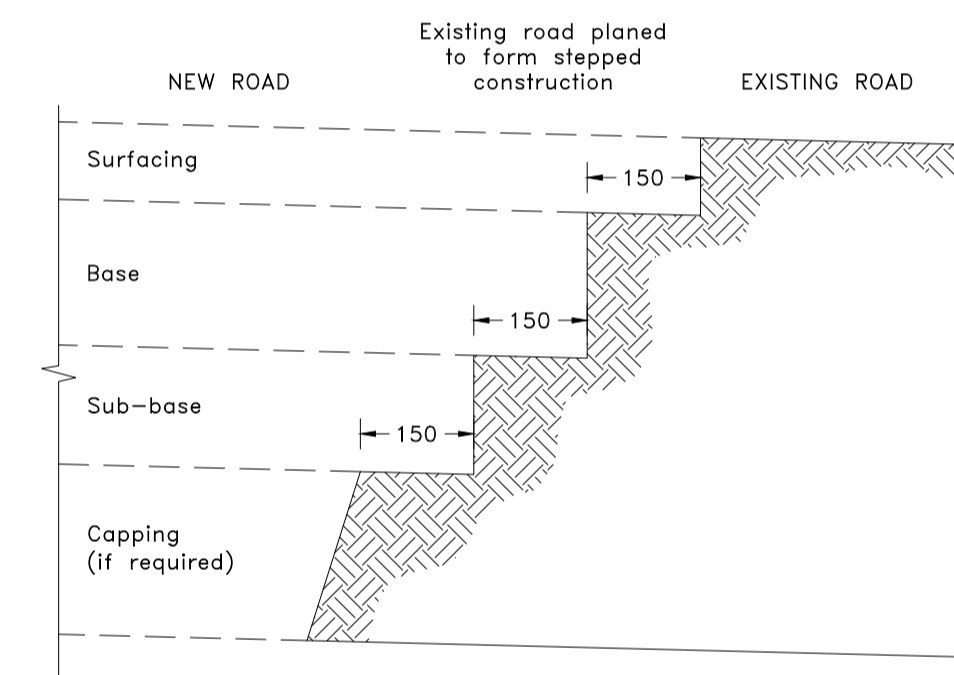
TYPICAL DETAIL FOR PLANING AND REGULATING



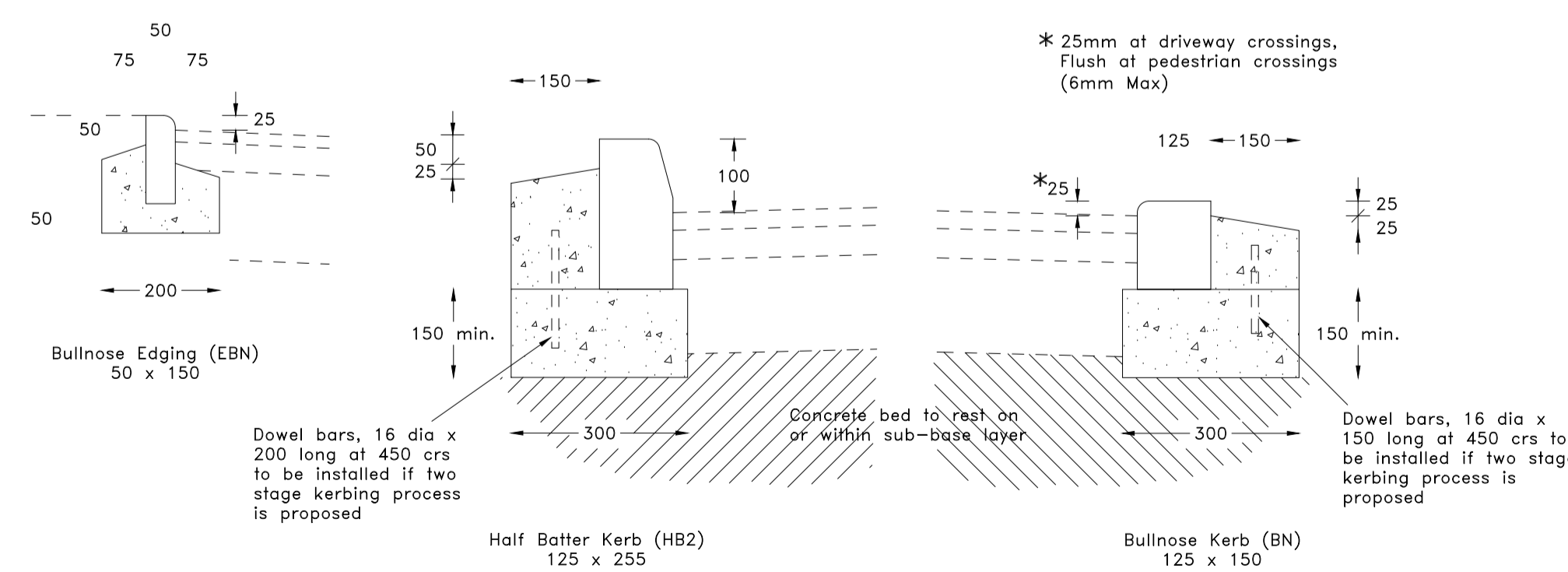
LOCATION OF PUBLIC UTILITY SERVICES



TYPICAL CONSTRUCTION DETAIL TO REAR OF KERB



TIE-IN WITH EXISTING ROAD



Precast concrete kerbing and edging to BS EN 1340 NA (Replaces BS 7263-3:2001.)
 Concrete bed and haunching ST2 mix to BSEN 206-1:2002 and BS 8500 in accordance with SHWW clause 2602.
 Kerbs and Edgings may be laid directly on a fresh concrete bed within two hours of mixing, then haunching applied. Alternatively, when concrete bed has sufficiently hardened, kerbs may be laid on a mortar bed.
 Mortar to clause 2404 designation (I), mortar bed thickness 10 to 40mm.
 Note that if two stage kerbing is proposed, bed needs to be 350mm min. 16mm mild steel dowel bars must be installed at 450mm centres.

KERBING AND EDGING DETAILS

REVISIONS

REV	DATE	DESCRIPTION	DRAWN BY	CHECKED BY
-	24.10.24	Original Issue	cf	MJ
A	03.03.25	Kerb height reduced to 100mm	MJ	cf

DRAWING STATUS:
FOR BUILDING REGULATION APPROVAL



CLIENT:
WR BUILD LTD

PROJECT:
RAVENSCOURT
NEVILLE STREET
LONGRIDGE

DRAWING TITLE:
CONSTRUCTION DETAILS

DATE CREATED: 29.10.2024	DRAWING SCALE: NTS	DRAWN BY: cf	CHECKED BY: MWJ	QA CATEGORY: 1
-----------------------------	-----------------------	-----------------	--------------------	-------------------

DRAWING REF: TC / T21510 / 24 / 105	REV: A
--	-----------