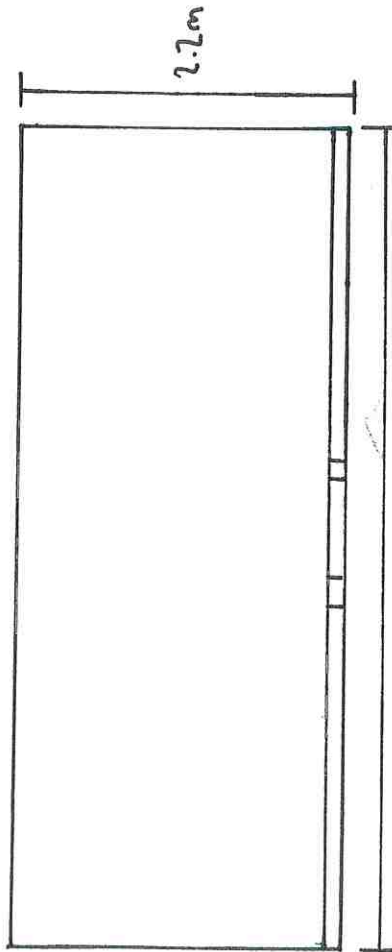



North Elevation

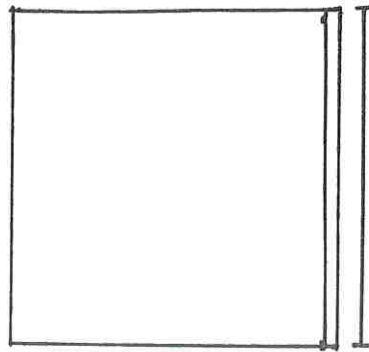


5.4 m

South Elevation



East Elevation



2.2 m

West Elevation

**Elevations of Shower/ WC Block**

Rowan Bank Caravan Site

A59

Skipton

BD23 3JP

Client: DC & CM Newhouse

Date: 11/2/26

Scale: 1:50 @A4

Drawn By: Edward Dickinson

**John Pallister**

**Chartered Surveyors**

The Coach House, 28 Duck Street, Clitheroe, BB7 1LP

Tel: 01200 425697

Email: [info@pallisters.co.uk](mailto:info@pallisters.co.uk)