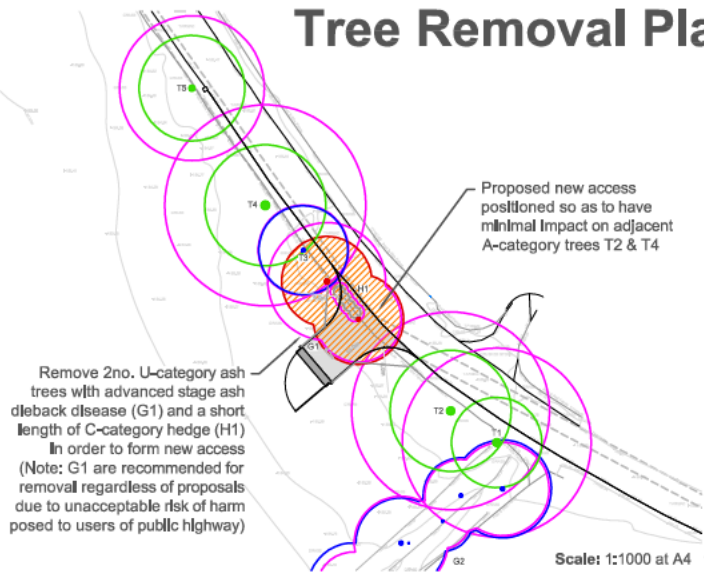
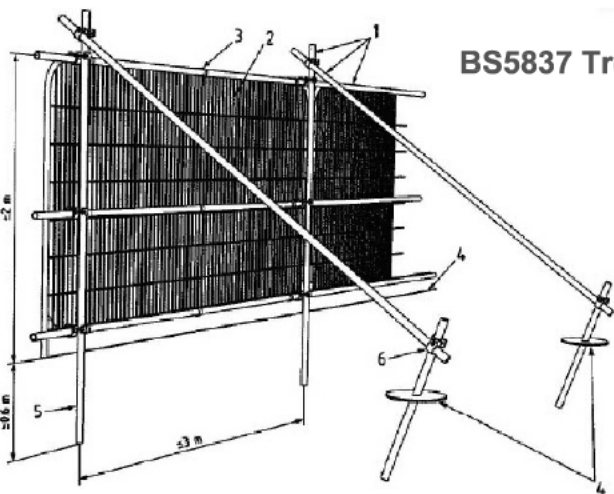


# Tree Removal Plan



Tree Survey Schedule Summary			
ID	Species	Cat.	Recommendation
T1	Horse chestnut	A	Retain
T2	Horse chestnut	A	Retain
T3	Birch	B	Retain
T4	Horse chestnut	A	Retain
T5	Horse chestnut	A	Retain
G1	2no. ash	U	Remove
G2	Oak, sycamore, alder, willow	B	Retain
H1	Hawthorn, hazel	C	Remove



## BS5837 Tree Protection Fencing

Tree protection fencing shall be erected at either side of the proposed new access, as shown on the plan to the right, and in accordance with the default BS5837 specification shown on the left, prior to any works on site, including site preparation and deliveries, and shall remain in place for the full duration of the works, until construction is complete and all associated materials have been removed from site.

The fencing *must* be secured into the ground, as shown, so that it cannot be easily moved or shunted out of place whilst the construction works are underway and shall be clearly labelled on each length with an all-weather notice stating "TREE PROTECTION AREA - KEEP OUT!"

- Key**
- Standard scaffold poles
  - Heavy gauge 2 m tall galvanized tube and welded mesh infill panels
  - Panels secured to uprights and cross-members with wire ties
  - Ground level
  - Uprights driven into the ground until secure (minimum depth 0.6 m)
  - Standard scaffold clamps



# Tree Protection Plan

The following operations are **STRICTLY PROHIBITED** within the Construction Exclusion Zone: -

- Vehicle or plant access, including contractor parking
- Redistribution of earth
- Ground levels changes
- Storage of materials or equipment
- Pouring, storing, mixing, washing or discharging of oil, fuel, chemicals, cement, or any other substance injurious to trees
- Siting of temporary buildings, including welfare units and portable toilets
- Excessive foot traffic
- Wheel washing
- Fires



**Identification numbers:**  
 T = Individual tree  
 G = group of trees  
 W = woodland  
 H = hedge

**Site:**  
 Land at Sugar Hill Farm  
 Clitheroe Road  
 Cow Ark

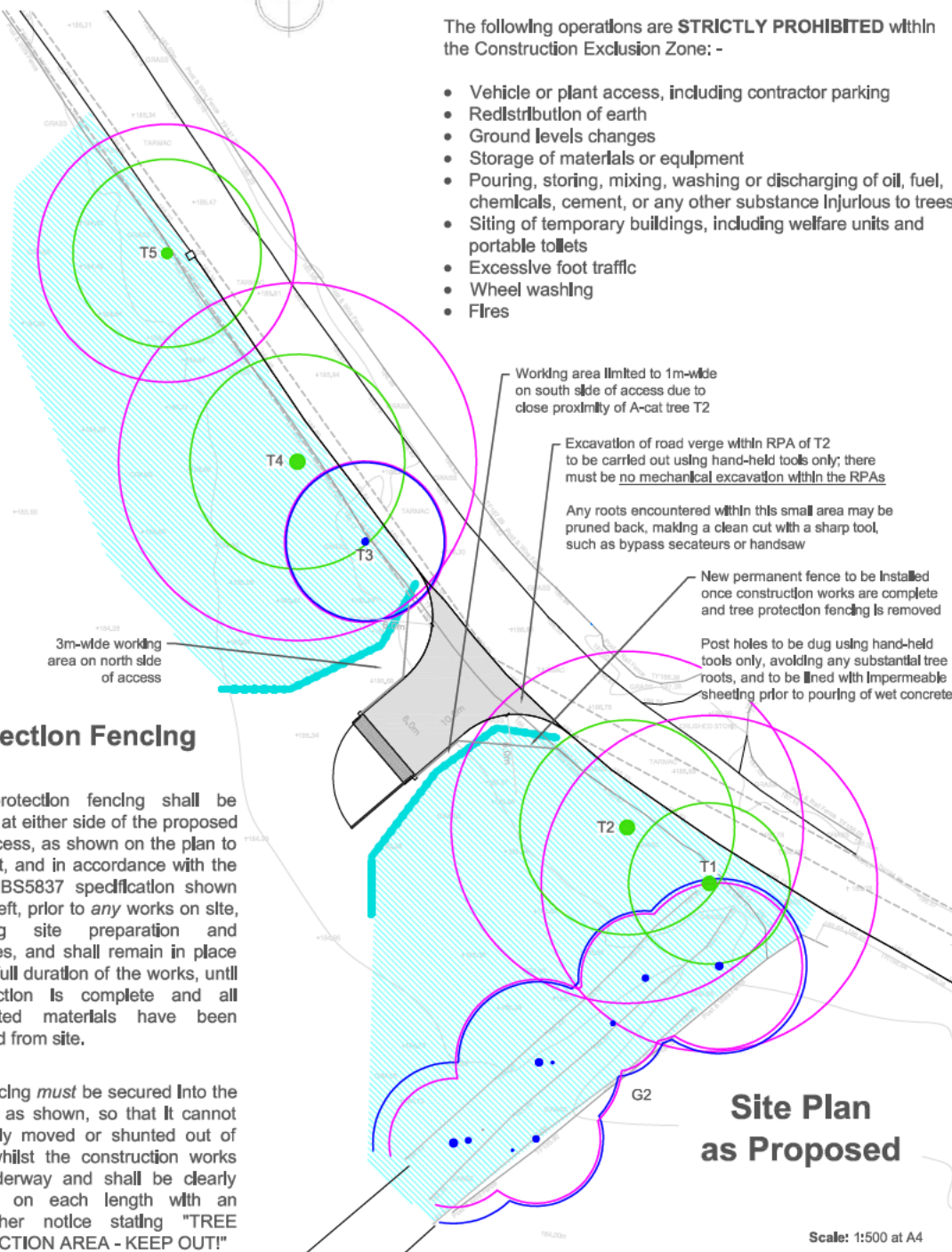
**Client:**  
 Ian Hopkinson

**Date:** July 2025  
**Scale:** 1:500 at A4  
**Drawing:** LTC359-TPP  
**Drawn by:** JK



**LAKELAND**  
**TREE CONSULTANCY**  
 ARBORICULTURAL PLANNING SPECIALIST

Halton Mill, Mill Lane, Halton, LA2 6ND  
 Info@lakelandtreeconsultancy.co.uk



## Site Plan as Proposed

Scale: 1:500 at A4